



**MA-16509B**  
**INFRARED THERMOMETER**  
10:1 DISTANCE TO SPOT RATIO

TEMPERATURE RANGE:  
-58F TO 1022F (-50C TO 550C)



**MA-16551**  
**INFRARED THERMOMETER**  
50:1 DISTANCE TO SPOT RATIO

TEMPERATURE RANGE:  
-50F TO 1900F (-45C TO 1035C)



**MA-16505A**  
**INFRARED THERMOMETER**  
13:1 DISTANCE TO SPOT RATIO

TEMPERATURE RANGE:  
-58F TO 1472F (-50C TO 800C)



**MA-16506**  
**INFRARED THERMOMETER**  
WITH DUAL LASER TARGETING

12:1 DISTANCE TO SPOT RATIO  
TEMPERATURE RANGE:  
-58F TO 1202F (-50C TO 650C)



**MA-16507**  
**INFRARED THERMOMETER**  
WITH 16" FLEXIBLE NECK

8:1 DISTANCE TO SPOT RATIO  
TEMPERATURE RANGE:  
-58F TO 1112F (-50C TO 600C)



**HIGH & LOW TEMPERATURE**  
**INFRARED THERMOMETER**  
12:1 DISTANCE TO SPOT RATIO

**MA-16501**  
TEMP: -58F TO 1832F (-50C TO 1000C)  
**MA-16513**  
TEMP: -58F TO 932F (-50C TO 500C)



**MA-IRT203B**  
**SHIRT POCKET LASER THERMOMETER**  
6:1 DISTANCE TO SPOT RATIO

TEMPERATURE RANGE:  
-58F TO 518F (-50C TO 270C)

**DIGITAL PSYCHROMETER WITH WET BULB**  
**AND DEW POINT WITH MAGNET**

**MA-16531B**

TEMPERATURE RANGE:  
-22F TO 212F (-30C TO 100C)  
HUMIDITY: 0 TO 100% RH  
DEW POINT TEMP:  
-22F TO 212F (-30C TO 100C)  
WET BULB TEMP:  
32F TO 176F (0 TO 80C)



**MA-16533**  
**DIAGNOSTIC PSYCHROMETER**  
TARGETS SUPER HEAT AND  
EVAPORATOR EXIT  
TEMPERATURE

TEMPERATURE RANGE:  
-30F TO 199F (-30C TO 100C)  
HUMIDITY: 0 TO 100% RH  
DEW POINT TEMP: -22F TO 199F (-30C TO 100C)  
WET BULB TEMP: 32F TO 176F (0 TO 80C)

**MA-RT343**  
**ROTARY PROBE POCKET**  
**DIGITAL THERMOMETER**

TEMPERATURE RANGE:  
-58F TO 392F (-50C TO 200C)



**MA-RT900**  
**HAND HELD DIGITAL**  
**THERMOMETER**

TEMPERATURE RANGE:  
-58F TO 392F (-50C TO 200C)



**MA-ST200**  
**PIPING THERMOMETER**

TEMPERATURE RANGE:  
-50F TO 250F (-40C TO 120C)



**MA-12834**  
**DIGITAL REFRIGERANT**  
**PRESSURE AND**  
**TEMPERATURE CHART**  
FOR 61 REFRIGERANTS



**MA-12836**  
**INFRARED THERMOMETER &**  
**REFRIGERANT**  
**PRESSURE/TEMPERATURE**

TEMPERATURE RANGE:  
-22F TO 932F (-30C TO 500C)  
13:1 DISTANCE TO SPOT RATIO





**MA-16542**  
**TEMPERATURE AND HUMIDITY DATA LOGGER WITH DISPLAY**

TEMPERATURE RANGE:  
 -40F TO 158F (-40C TO 70C)  
 HUMIDITY: 0 TO 100% RH

**MA-16540**  
**TEMPERATURE AND HUMIDITY DATA LOGGER**

TEMPERATURE RANGE:  
 -40F TO 158F (-40C TO 70C)  
 HUMIDITY: 0 TO 100% RH

**MA-16541**  
**SOFTWARE**



**MA-DMT123**  
**DUAL PROBE DIGITAL THERMOMETER**

TEMPERATURE RANGE:  
 -328F TO 2498F (-200C TO 1370C)

**MA-16532**  
**2 IN 1 DIGITAL HUMIDITY AND TEMPERATURE METER**

TEMPERATURE RANGE:  
 -4F TO 140F (-20C TO 60C)  
 HUMIDITY: 0 TO 100% RH



**MA-DMT123KIT**  
**DUAL PROBE DIGITAL THERMOMETER KIT (SUPER HEAT KIT)**

INCLUDES:  
 1) MA-DMT123  
 2) K-TYPE PROBES  
 2) MA-12355A WITH 72" LEADS

**ADJUSTABLE POCKET THERMOMETERS**  
 WITH CASE AND 5" STEM



**MA-PT160** (12/CASE)

**MA-PT160B** (1/PKG)

1" DIAL -40F TO 160F

**MA-PT220** (12/CASE)

**MA-PT220B** (1/PKG)

1" DIAL 0 TO 220F

**MA-PT550** (12/CASE)

1" DIAL 50F TO 550F

**MA-PT70C** (12/CASE)

1" DIAL -40C TO 70C

**MA-PT110C** (12/CASE)

1" DIAL -10C TO 110C

**MA-PT138160** (12/CASE)

1-3/8" DIAL -40F TO 160F

**MA-PT138220** (12/CASE)

1-3/8" DIAL 0 TO 220F

**MA-PT134160** (1/PKG)

1-3/4" DIAL -40F TO 160F

**MA-PT134220** (1/PKG)

1-3/4" DIAL 0 TO 220F



**MA-RT818**  
**BIG DIGIT POCKET THERMOMETER**

TEMPERATURE RANGE:  
 -40F TO 392F (-40C TO 200C)

**POCKET STICK THERMOMETER**



**MA-PS120** -40F TO 160F (12/CTN)

**MA-PS220** 0F TO 220F (12/CTN)



**MA-PDT392B**  
**POCKET DIGITAL THERMOMETER**

TEMPERATURE RANGE:  
 -40F TO 392F (-40C TO 200C)

**MA-RT819**  
**BIG DIGIT HYGRO THERMOMETER**

TEMP. RANGE: 32F TO 122F (0 TO 50C)  
 HUMIDITY: 20% TO 95% RH



**MA-RT330**  
**DIGITAL THERMOMETER**

ANTI-ROLLING DESIGN  
 TEMPERATURE RANGE:  
 -58F TO 302F (-50C TO 150C)

**MA-RT335**  
**DIGITAL THERMOMETER**

OVAL DESIGN  
 TEMPERATURE RANGE:  
 -58F TO 392F (-53C TO 200C)

**DIGITAL THERMOMETER**  
**180 DEGREE ROTATING HEAD**

TEMPERATURE RANGE:  
 -58F TO 302F (-50C TO 150C)

**MA-RT340** WITH 5" STEM


**MA-RT340LS** WITH 8" STEM





**MA-1660  
FREEZER  
ALERT**

FOR FREEZERS  
AND  
REFRIGERATORS



**MA-ETP110  
HUMIDITY ALARM**  
MEASURES TEMPERATURE, RELATIVE  
HUMIDITY, AND DEW POINT  
TEMP. RANGE: 14F TO 140F (-10C TO 60C)  
HUMIDITY: 20% TO 95%  
DEW POINT: -20.2F TO 138.2F (-29C TO 59C)



**MA-1665B  
FLOOD  
ALERT**



**MA-BDIOT**  
INDOOR TEMP: -4F TO 122F (-20C TO 50C)  
OUTDOOR TEMP: -4F TO 122F (-20C TO 50C)

**MA-BDHTR**  
INDOOR TEMP: -58F TO 158F (-50C TO 70C)  
OUTDOOR TEMP: -58F TO 158F (-20C TO 70C)  
HUMIDITY: 20% TO 90%

**INDOOR/OUTDOOR  
THERMOMETER WITH CLOCK**

**MA-RT1  
REFRIG./FREEZER THERM.**

TEMPERATURE RANGE:  
-20F TO 80F (-30C TO 30C)

**MA-OVN1  
OVEN THERMOMETER**  
TEMPERATURE RANGE:  
100F TO 550F (-50C TO 300C)

**MA-SUT45  
STICK-UP THERMOMETER**  
TEMPERATURE RANGE:  
-20F TO 120F (-30C TO 50C)



**MA-1001S  
SOLAR THERMOMETER**

**MA-1001NS  
BATTERY THERMOMETER**

**MA-HRFT1  
HORIZONTAL  
REFRIG./FREEZER THERM.**

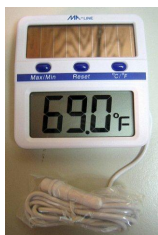
TEMPERATURE RANGE:  
-40F TO 80F (-40C TO 30C)



**HORIZONTAL THERMOMETERS**  
TEMPERATURE RANGE: -58F TO 302F (50C TO 150C)

**MA-RT8100  
FRIDGE/FREEZER  
ALARM THERMOMETER**

TEMPERATURE RANGE:  
-40F TO 158F (-40C TO 70C)



**MA-RT8101  
SOLAR POWERED DIGITAL  
THERMOMETER**  
INDOOR TEMP: 32F TO 122F (0 TO 50C)  
OUTDOOR TEMP: -58F TO 158F (-50C TO 70C)

**REMOTE  
READING VAPOR  
TENSION  
THERMOMETERS**

STAINLESS STEEL  
TEMPERATURE RANGE:  
-40F TO 60F (-40C TO 15C)



**REMOTE READING  
SOLAR  
THERMOMETERS**

STAINLESS STEEL  
TEMPERATURE RANGE:  
-58F TO 302F (-50C TO 150C)

- MA-2001S** 2" DIAL, FRONT FLANGE, W/48" CAPILLARY
- MA-2002S** 2" DIAL, BACK FLANGE, W/48" CAPILLARY
- MA-2003S** 2" DIAL U-CLAMP, W/48" CAPILLARY

- MA-50ABF** 2" DIAL, BACK FLANGE, W/60" CAPILLARY
- MA-60A** 2-1/2" DIAL, STRAP MOUNT, W/60" CAPILLARY
- MA-60AFF** 2-1/2" DIAL, FRONT FLANGE, W/60" CAPILLARY



**CLEAR VINYL TUBING**

- |                                    |                                  |
|------------------------------------|----------------------------------|
| <b>MA-CVT316</b><br>3/16"ID X 100' | <b>MA-CVT58</b><br>5/8"ID X 100' |
| <b>MA-CVT14</b><br>1/4"ID X 100'   | <b>MA-CVT34</b><br>3/4"ID X 100' |
| <b>MA-CVT38</b><br>3/8"ID X 100'   | <b>MA-CVT78</b><br>7/8"ID X 50'  |
| <b>MA-CVT12</b><br>1/2"ID X 100'   | <b>MA-CVT1</b><br>1"ID X 50'     |

**POLYETHYLENE TUBING**

- |                                 |                                   |
|---------------------------------|-----------------------------------|
| <b>MA-PT14</b><br>1/4"OD X 100' | <b>MA-PT516</b><br>5/16"OD X 100' |
| <b>MA-PT38</b><br>3/8"OD X 100' |                                   |

**RUBBER DRAIN LINE ELBOWS**

- MA-38RUEL** 3/8" I.D.  
**MA-34RUEL** 3/4" I.D.



FOR QUICK DISCONNECT AND RECONNECT OF DRAIN LINE

**PILOT LIGHT (BREAKAWAY) FITTINGS**

- |                       |                      |
|-----------------------|----------------------|
| <b>181SP-02</b> 1/8"  | <b>181SP-04</b> 1/4" |
| <b>181SP-03</b> 3/16" | <b>181SP-06</b> 3/8" |



Nut with breakaway sleeve screws into gas control valves for furnaces, water heaters, etc. Fittings are sold individually.

**ALUMINUM TUBING 5' KIT**  
INCLUDES FITTINGS

- MA-AT14-5** 1/4" **MA-AT316-5** 3/16"  
**MA-AT18-5** 1/8" **MA-AT38-5** 3/8"



**50' COILS ALUMINUM TUBING**  
WITHOUT FITTINGS

- |                         |                         |
|-------------------------|-------------------------|
| <b>MA-AT18</b> 1/8"OD   | <b>MA-AT38</b> 3/8"OD   |
| <b>MA-AT316</b> 3/16"OD | <b>MA-AT716</b> 7/16"OD |
| <b>MA-AT14</b> 1/4"OD   | <b>MA-AT12</b> 1/2"OD   |
| <b>MA-AT516</b> 5/16"OD | <b>MA-AT58</b> 5/8"OD   |

ASTM: B483  
ALLOY: 3003  
WALL THICKNESS: .035

**RED SILICONE RUBBER TUBING**




- MA-SRT18-5** 1/8"ID X 5/16"OD  
**MA-SRT316-5** 3/16"ID X 5/16"OD  
**MA-SRT14-5** 1/4"ID X 3/8"OD

5' LENGTH

**HEAVY DUTY BRAIDED TUBING**

- |                                   |                                 |
|-----------------------------------|---------------------------------|
| <b>MA-HDT316</b><br>3/16"ID X 50' | <b>MA-HDT58</b><br>5/8"ID X 50' |
| <b>MA-HDT14</b><br>1/4"ID X 50'   | <b>MA-HDT34</b><br>3/4"ID X 50' |
| <b>MA-HDT38</b><br>3/8"ID X 50'   | <b>MA-HDT78</b><br>7/8"ID X 50' |
| <b>MA-HDT12</b><br>1/2"ID X 50'   | <b>MA-HDT1</b><br>1"ID X 50'    |



**HEAT SHRINK TUBING**



- MA00478-1** ASSORTED 3/16", 1/4" & 3/8" (8/PK)  
**MA00479-1** ASSORTED 1/2", 3/4" & 1" (5/PK)  
**MA00480-1** ASSORTED 1/16" THRU 1" (7/PK)  
**MA03383-1** 1/8" (10/PK) **MA03391-1** 1/2" (5/PK)  
**MA03385-1** 3/16" (8/PK) **MA03393-1** 3/4" (4/PK)  
**MA03387-1** 1/4" (7/PK) **MA03394-1** 1" (3/PK)  
**MA03389-1** 3/8" (10/PK) \*\* TUBING IS 4" IN LENGTH

**5' SQUARE BLACK NEOPRENE TUBING**

**MA-SNAT316-5**

**BLACK NEOPRENE AIR TUBING**

- MA-NAT18-5** 1/8"ID X 5'  
**MA-NAT316-5** 3/16"ID X 5'  
**MA-NAT316** 3/16"ID X 100'



**FLEXOGEN GARDEN HOSE**

- MA-GH25**  
5/8"ID GREEN 25' LONG  
**MA-GH50**  
5/8"ID GREEN 50' LONG



**INSULATED SPRAY NOZZLE**  
6 SPRAY PATTERNS

- MA-572A**  
SOAKER, SHOWER, CONE, FLAT, MIST AND JET  
**MA-W455**  
HOSE WASHERS (10/PK)



**COMBO-HEX CLAMP**

3/8" HEX HEAD COLLARED SCREW  
ZINC-PLATED CARBON STEEL SCREW  
300 STAINLESS BAND & HOUSING

10/BOX 6 SOLD PER BOX

- MA-5406BX** SIZE 06, 1/2" TO 7/8" DIA.
- MA-5408BX** SIZE 08, 9/16" TO 1" DIA.
- MA-5410BX** SIZE 10, 11/16" TO 1-1/16" DIA.
- MA-5412BX** SIZE 12, 11/16" TO 1-1/4" DIA.
- MA-5416BX** SIZE 16, 13/16" TO 1-1/2" DIA.
- MA-5420BX** SIZE 20, 13/16" TO 1-3/4" DIA.
- MA-5428BX** SIZE 28, 1-5/16" TO 2-1/4" DIA.
- MA-5432BX** SIZE 32, 1-9/16" TO 2-1/2" DIA.
- MA-56188** SIZE 188, 11" TO 12" DIA.

MICRO CLAMPS



COMBO CLAMPS

**MICRO GEAR HOSE CLAMP**

1/4" HEX HEAD  
ZINC-PLATED CARBON STEEL SCREW  
300 STAINLESS BAND & HOUSING  
TINY BUT TOUGH

10/BOX 6 SOLD PER BOX

- MA-6202BX** SIZE 04, 1/4" TO 5/8" DIA.
- MA-6203BX** SIZE 06, 5/16" TO 7/8" DIA.
- MA-6204BX** SIZE 12, 3/4" TO 1-1/4" DIA.
- MA-6205BX** SIZE 16, 13/16" TO 1-1/2" DIA.
- MA-6206BX** SIZE 20, 7/8" TO 1-3/4" DIA.

**HANGING WIRE**

18 GAUGE

- MA-HWA02** 2LB. BLACK ANNEALED WIRE
- MA-HWA05** 5LB. BLACK ANNEALED WIRE
- MA-HWG02** 2LB. GALVANIZED WIRE
- MA-HWG05** 5LB. GALVANIZED WIRE



**PERFORATED STRAPS**

20 GAUGE

- MA-GF1** 3/4" X 10' GALVANIZED
- MA-GF-50** 3/4" X 50' GALVANIZED
- MA-GF-100** 3/4" X 100' GALVANIZED
- MA-CF1** 3/4" X 10' COPPER
- MA-CF-50** 3/4" X 50' COPPER
- MA-CF-100** 3/4" X 100' COPPER



**1-HOLE PIPE CLAMPS**

HANGING THINWALL CONDUIT  
GALVANIZED

- MA-DT12** 1/2" ID (100/PKG)
- MA-DT34** 3/4" ID (100/PKG)
- MA-DT1** 1" ID (50/PKG)
- MA-DT114** 1-1/4" ID (50/PKG)
- MA-DT112** 1-1/2" ID (25/PKG)
- MA-DT2** 2" ID (25/PKG)
- MA-10DT12** 1/2" ID (10/PKG)
- MA-10DT34** 3/4" ID (10/PKG)
- MA-5DT1** 1" ID (5/PKG)
- MA-5DT114** 1-1/4" ID (5/PKG)
- MA-5DT112** 1-1/2" ID (5/PKG)



**2-HOLE TUBING CLAMPS**

HANGING THINWALL CONDUIT

- MA-BT14** 1/4" ID (100/PKG)
- MA-BT38** 3/8" ID (100/PKG)
- MA-BT12** 1/2" ID (250/PKG)
- MA-BT34** 3/4" ID (200/PKG)
- MA-BT1** 1" ID (100/PKG)
- MA-BT114** 1-1/4" ID (50/PKG)
- MA-BT112** 1-1/2" ID (50/PKG)
- MA-BT2** 2" ID (25/PKG)

GALVANIZED



HANGING COPPER TUBING

- MA-BC14** 1/4" ID (500/PKG)
- MA-BC38** 3/8" ID (500/PKG)
- MA-BC12** 1/2" ID (250/PKG)
- MA-BC34** 3/4" ID (150/PKG)
- MA-BC1** 1" ID (100/PKG)
- MA-BC114** 1-1/4" ID (50/PKG)
- MA-BC112** 1-1/2" ID (50/PKG)
- MA-BC2** 2" ID (25/PKG)

COPPER



**PLASTIC HANGING STRAP**

- MA-PH50** 3/4" X 50'
  - MA-PH100** 3/4" X 100'
- USED AS PIPE HANGER, DUCT HANGER,  
TUBING STRAP AND UTILITY STRAP

**J-HOOKS 20 GAUGE**



25 PER BAG

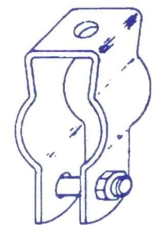
- MA-J1500** 1-1/2" DRAIN PIPE HOLDER
- MA-J2000** 2" DRAIN PIPE HOLDER
- MA-J3000** 3" DRAIN PIPE HOLDER
- MA-J4000** 4" DRAIN PIPE HOLDER
- MA-SH1500** 1-1/2" SWIVEL ADJ. HANGER
- MA-SH2000** 2" SWIVEL ADJ. HANGER
- MA-SH3000** 3" SWIVEL ADJ. HANGER
- MA-SH4000** 4" SWIVEL ADJ. HANGER

The hangers hold pipe firmly and it eliminates noise from vibrating pipes. Includes nails to prevent soldering and eliminates hanger/pipe corrosion and electrolysis. The SH series has a rotating feature to hang pipe on an angle.

**CONDUIT PIPE CLAMPS WITH BOLTS**

- MA-K12** 1/2" ID (100/PKG)
- MA-K34** 3/4" ID (100/PKG)
- MA-K1** 1" ID (100/PKG)
- MA-K114** 1-1/4" ID (100/PKG)
- MA-K112** 1-1/2" ID (100/PKG)
- MA-K2** 2" ID (50/PKG)
- MA-K212** 2-1/2" ID (50/PKG)
- MA-K3** 3" ID (25/PKG)

HANGING  
CONDUIT  
OR  
IRON PIPE




**WIRE PIPE HANGERS**

HANGING BLACK IRON PIPE

- MA-NW124** 1/2" X 4"
- MA-NW126** 1/2" X 6"
- MA-NW128** 1/2" X 8"
- MA-NW1210** 1/2" X 10"
- MA-NW344** 3/4" X 4"
- MA-NW346** 3/4" X 6"
- MA-NW348** 3/4" X 8"
- MA-NW3410** 3/4" X 10"
- MA-NW14** 1" X 4"
- MA-NW16** 1" X 6"
- MA-NW18** 1" X 8"
- MA-NW110** 1" X 10"
- MA-NW1146** 1-1/4" X 6"
- MA-NW1148** 1-1/4" X 8"
- MA-NW11410** 1-1/4" X 10"
- MA-NW1126** 1-1/2" X 6"
- MA-NW1128** 1-1/2" X 8"

9 GAUGE WIRE  
50/BOX



HANGING COPPER TUBE

- MA-NW124-C** 1/2" X 4"
- MA-NW126-C** 1/2" X 6"
- MA-NW128-C** 1/2" X 8"
- MA-NW344-C** 3/4" X 4"
- MA-NW346-C** 3/4" X 6"
- MA-NW348-C** 3/4" X 8"
- MA-NW14-C** 1" X 4"
- MA-NW16-C** 1" X 6"
- MA-NW18-C** 1" X 8"
- MA-NW1146-C** 1-1/4" X 6"
- MA-NW1148-C** 1-1/4" X 8"
- MA-NW1126-C** 1-1/2" X 6"
- MA-NW1128-C** 1-1/2" X 8"

**BUSS FUSES  
DUAL ELEMENT  
TIME DELAY, 250V,  
CLASS RK5 FUSES**

PART#	AMP	PKG
MA-FRNR1	1	10
MA-FRNR1.25	1.25	10
MA-FRNR1.6	1.6	10
MA-FRNR2	2	10
MA-FRNR2.5	2.5	10
MA-FRNR3.2	3.2	10
MA-FRNR4	4	10
MA-FRNR5	5	10
MA-FRNR6.25	6.25	10
MA-FRNR8	8	10
MA-FRNR10	10	10
MA-FRNR12	12	10
MA-FRNR15	15	10
MA-FRNR20	20	10
MA-FRNR25	25	10
MA-FRNR30	30	10
MA-FRNR35	35	10
MA-FRNR40	40	10
MA-FRNR45	45	10
MA-FRNR50	50	10
MA-FRNR60	60	10
MA-FRNR70	70	5
MA-FRNR80	80	5
MA-FRNR90	90	5
MA-FRNR100	100	5
MA-FRNR110	110	1
MA-FRNR125	125	1
MA-FRNR150	150	1
MA-FRNR175	175	1
MA-FRNR200	200	1
MA-FRNR225	225	1

**BUSS FUSES  
DUAL ELEMENT  
TIME DELAY, 600V,  
CLASS RK5 FUSES**

PART#	AMP	PKG
MA-FRSR1	1	10
MA-FRSR1.25	1.25	10
MA-FRSR1.6	1.6	10
MA-FRSR2	2	10
MA-FRSR2.5	2.5	10
MA-FRSR3.2	3.2	10
MA-FRSR4	4	10
MA-FRSR5	5	10
MA-FRSR6.25	6.25	10
MA-FRSR8	8	10
MA-FRSR10	10	10
MA-FRSR12	12	10
MA-FRSR15	15	10
MA-FRSR20	20	10
MA-FRSR25	25	10
MA-FRSR30	30	10
MA-FRSR35	35	10
MA-FRSR40	40	10
MA-FRSR45	45	10
MA-FRSR50	50	10
MA-FRSR60	60	10
MA-FRSR70	70	5
MA-FRSR80	80	5
MA-FRSR90	90	5
MA-FRSR100	100	5
MA-FRSR110	110	1
MA-FRSR125	125	1
MA-FRSR150	150	1
MA-FRSR175	175	1
MA-FRSR200	200	1
MA-FRSR225	225	1

**BUSS HEATING  
& A/C FUSES  
TIME DELAY, 250V  
CURRENT LIMITING,  
CLASS RK5,  
UL LISTED,  
CSA CERTIFIED**

PART#	AMP	PKG
MA-ECNR3.2	3.2	10
MA-ECNR5	5	10
MA-ECNR6.25	6.25	10
MA-ECNR10	10	10
MA-ECNR15	15	10
MA-ECNR20	20	10
MA-ECNR25	25	10
MA-ECNR30	30	10
MA-ECNR35	35	10
MA-ECNR40	40	10
MA-ECNR45	45	10
MA-ECNR50	50	10
MA-ECNR60	60	10
MA-ECNR70	70	5
MA-ECNR80	80	5
MA-ECNR100	100	5
MA-ECNR125	125	1
MA-ECNR200	200	1

**BUSS HEATING  
& A/C FUSES  
TIME DELAY, 600V  
CURRENT LIMITING,  
CLASS RK5,  
UL LISTED,  
CSA CERTIFIED**

PART#	AMP	PKG
MA-ECSR10	10	10
MA-ECSR15	15	10
MA-ECSR20	20	10
MA-ECSR25	25	10
MA-ECSR30	30	10
MA-ECSR35	35	10
MA-ECSR40	40	10
MA-ECSR45	45	10
MA-ECSR50	50	10
MA-ECSR60	60	10
MA-ECSR70	70	5
MA-ECSR80	80	5
MA-ECSR90	90	5
MA-ECSR100	100	5
MA-ECSR125	125	5
MA-ECSR150	150	1
MA-ECSR200	200	1

**FRNR & FRSR  
SERIES**



**ECNR & ECSR  
SERIES**



**BUSS ONE TIME FUSE  
250 VOLT**

PART#	AMP	PKG	PART#	AMP	PKG
MA-NON1	1	10	MA-NON45	45	10
MA-NON3	3	10	MA-NON50	50	10
MA-NON6	6	10	MA-NON60	60	10
MA-NON10	10	10	MA-NON70	70	5
MA-NON15	15	10	MA-NON80	80	5
MA-NON20	20	10	MA-NON100	100	5
MA-NON25	25	10	MA-NON150	150	1
MA-NON30	30	10	MA-NON175	175	1
MA-NON35	35	10	MA-NON200	200	1
MA-NON40	40	10			



**BUSS T PLUG FUSES  
TIME DELAY, 250 VOLT**

PART#	AMP	PKG	PART#	AMP	PKG
MA-T1A	1	4	MA-T61/4A	6.25	4
MA-T11/4A	1.25	4	MA-T7A	7	4
MA-T16A	1.6	4	MA-T8A	8	4
MA-T2A	2	4	MA-T10A	10	4
MA-T21/2A	2.5	4	MA-T12A	12	4
MA-T32A	3.2	4	MA-T15A	15	4
MA-T4A	4	4	MA-T20A	20	4
MA-T5A	5	4	MA-T25A	25	4
			MA-T30A	30	4



**BUSS S PLUG FUSES TIME DELAY, 250 VOLT**

PART#	AMP	PKG	PART#	AMP	PKG
MA-S1A	1	4	MA-S6A	6	4
MA-S11/4A	1.25	4	MA-S61/4A	6.25	4
MA-S16A	1.6	4	MA-S8A	8	4
MA-S2A	2	4	MA-S10A	10	4
MA-S21/2A	2.5	4	MA-S12A	12	4
MA-S32	3.2	4	MA-S15A	15	4
MA-S4A	4	4	MA-S20A	20	4
MA-S5A	5	4	MA-S25A	25	4
			MA-S31A	30	4



**BUSS SL & TL PLUG FUSES  
TIME DELAY, 250 VOLT**

PART#	AMP	PKG	PART#	AMP	PKG
MA-SL15A	15	4	MA-TL15A	15	4
MA-SL20A	20	4	MA-TL20A	20	4
MA-SL25A	25	4	MA-TL25A	25	4
MA-SL30A	30	4	MA-TL30A	30	4



**TYPE S  
FUSE  
ADAPTOR**

PART#	AMP	PKG	PART#	AMP	PKG
MA-16SA	1.6	4	MA-30SA	30	4
MA-21/2SA	2.5	4			
MA-32SA	3.2	4			
MA-61/4SA	6.25	4			
MA-15SA	15	4			
MA-20SA	20	4			




**BUSS W PLUG FUSES  
TIME DELAY, 250 VOLT**

PART#	AMP	PKG	PART#	AMP	PKG
MA-W3A	3	4	MA-W8A	8	4
MA-W5A	5	4	MA-W10A	10	4
MA-W6A	6	4			



**IN LINE FUSE HOLDER**



- MA00014-1** (2/PKG)  
18 GAUGE WITH 15 AMP FUSE
- MA00030-1** (2/PKG)  
12 GAUGE WITH 30 AMP FUSE

**1/4" X 1-1/4" CERAMIC FUSES**  
UL LISTED,  
CSA CERTIFICATION



PART #	AMP	VOLT	PKG
MA-ABC-1	1	250	5
MA-ABC-2	2	250	5
MA-ABC-3	3	250	5
MA-ABC-5	5	250	5
MA-ABC-6	6	250	5
MA-ABC-8	8	250	5
MA-ABC-10	10	250	5
MA-ABC-12	12	250	5
MA-ABC-15	15	250	5
MA-ABC-20	20	250	5
MA-ABC-30	30	250	5

**BLADE – TYPE FUSES**  
FAST ACTING  
32V, DC, UL LISTED



PART #	AMP	VOLT	PKG
MA-ATC2	2	32	5
MA-ATC3	3	32	5
MA-ATC4	4	32	5
MA-ATC5	5	32	5
MA-ATC7.5	7.5	32	5
MA-ATC10	10	32	5
MA-ATC15	15	32	5
MA-ATC20	20	32	5
MA-ATC25	25	32	5
MA-ATC30	30	32	5

**FUSE REDUCERS**

- MA-263-R** FOR CLASS R FUSES  
250V, FUSE SIZE 30A  
DESIRED SIZE 60A
- MA-263** FOR CLASS H & K FUSES  
250V, FUSE SIZE 30A  
DESIRED SIZE 60A
- MA-213** FUSE REDUCER



**TIME DELAYS**

- MA-30301** DELAY ON MAKE
- MA-30303** DELAY ON BREAK

**BUSSMANN BOX-COVER UNITS**



Fuse Holder and Switch units provide both protection for the motor and the switch for turning the device on and off

10/BOX  
SOLD PER BOX  
PRICE PER PIECE

- MA-SSU** COVER FOR 2-1/4" HANDY BOX
- MA-SSW** COVER FOR 2-3/4" SWITCH BOX
- MA-SSX** COVER FOR 4" OCTAGON BOX
- MA-SSY** COVER FOR 4" SQUARE BOX
- MA-SRU** COVER FOR 2-1/4" HANDY BOX
- MA-SRY** COVER FOR 4" SQUARE BOX

Fuse Holder and Plug-In Receptacle units provide convenient and unique protection for devices permanently connected to a circuit where switch control is desired. The grounding type Plug-In Receptacle uses either ordinary 2-prong attachment plug caps, a 2-prong parallel polarized cap with (1) wide prong, or a 3-prong grounding type cap. These units are intended for use on maximum 3/4HP and 125V

**1/4" X 1-1/4" GLASS FUSES**

TIME DELAY, 250V/32V  
CSA CERTIFICATION

PART #	AMP	VOLT	PKG	PART #	AMP	VOLT	PKG
MA-MDL-1/4	1/4	250	5	MA-MDL-5	5	250	5
MA-MDL-1/2	1/2	250	5	MA-MDL-6	6	250	5
MA-MDL-3/4	3/4	250	5	MA-MDL-7	7	250	5
MA-MDL-1	1	250	5	MA-MDL-8	8	250	5
MA-MDL-1-1/4	1-1/4	250	5	MA-MDL-10	10	32	5
MA-MDL-2	2	250	5	MA-MDL-15	15	32	5
MA-MDL-2-1/2	2-1/2	250	5	MA-MDL-20	20	32	5
MA-MDL-3	3	250	5	MA-MDL-25	25	32	5
MA-MDL-3.2	3-2/10	250	5	MA-MDL-30	30	32	5
MA-MDL-4	4	250	5				

**CLASS G FUSE**

TIME DELAY, 480V  
UL LISTED, CSA CERTIFIED

PART #	AMP	VOLT	PKG	PART #	AMP	VOLT	PKG
MA-SC10	10	480	10	MA-SC35	35	480	10
MA-SC15	15	480	10	MA-SC40	40	480	10
MA-SC20	20	480	10	MA-SC45	45	480	10
MA-SC25	25	480	10	MA-SC50	50	480	10
MA-SC30	30	480	10	MA-SC60	60	480	10

**FUSE PULLER MA-7519**

OVERALL LENGTH 7"  
1/2" DIA & 3/8" DIA.  
CARTRIDGE TYPE FUSES  
0 TO 200A, 250V



**1/4" X 1-1/4" GLASS FUSES**  
UL LISTED,  
CSA CERTIFICATION



PART #	AMP	VOLT	PKG
MA-AGC-1/32	1/32	250	5
MA-AGC-1/4	1/4	250	5
MA-AGC-1/2	1/2	250	5
MA-AGC-3/4	3/4	250	5
MA-AGC-1	1	250	5
MA-AGC-1-1/4	1-1/4	250	5
MA-AGC-1-1/2	1-1/2	250	5
MA-AGC-2	2	250	5
MA-AGC-2-1/2	2-1/2	250	5
MA-AGC-3	3	250	5
MA-AGC-4	4	250	5
MA-AGC-5	5	250	5
MA-AGC-6	6	250	5
MA-AGC-7	7	250	5
MA-AGC-8	8	250	5
MA-AGC-9	9	250	5
MA-AGC-10	10	250	5
MA-AGC-15	15	250	5
MA-AGC-20	20	250	5
MA-AGC-25	25	250	5
MA-AGC-30	30	250	5

**1/32" X 1-1/2" SUPPLEMENTARY FUSES**

TIME DELAY, 250V/500V  
UL LISTED, CSA CERTIFIED

PART #	AMP	VOLT	PKG
MA-FNM10	10	250	10
MA-FNM12	12	250	10
MA-FNM15	15	250	10
MA-FNM20	20	250	10
MA-FNM25	25	250	10
MA-FNM30	30	250	10
MA-FNM35	35	250	10
MA-FNM40	40	250	10
MA-FNQ10	10	500	10
MA-FNQ12	12	500	10
MA-FNQ15	15	500	10
MA-FNQ20	20	500	10
MA-FNQ25	25	500	10
MA-FNQ30	30	500	10



**A/C METAL DISCONNECTS**  
UL & CUL LISTED

240 VAC, SINGLE PHASE, NEMA TYPE 3R, OUTDOOR ENCLOSURE



NON-FUSED

6/CASE 6 SOLD PER CASE  
**MA-NFD60A**  
60A, NON-FUSED  
**MA-FD30A**  
30A, FUSED  
**MA-FD60A**  
60A, FUSED



FUSED

**A/C DISCONNECTS WITH GFI OUTLET**

1/CASE 6 SOLD PER CASE  
**MA-UO65P010**



**3 PHASE DISCONNECTS**



240 VAC, THREE PHASE, NEMA TYPE 3R, OUTDOOR ENCLOSURE

1/CASE 6 SOLD PER CASE <b>MA-60NF3</b> 60A, NON-FUSED UL & CSL LISTED	1/CASE 6 SOLD PER CASE <b>MA-30F3</b> 30A, FUSED <b>MA-60F3</b> 60A, FUSED
--	--

**PLASTIC A/C DISCONNECTS**

240 VAC, SINGLE PHASE, NEMA TYPE 3R, OUTDOOR ENCLOSURE

6/CASE 6 SOLD PER CASE <b>MA-PNFD60A</b> 60A, NON-FUSED UL & CSL LISTED	6/CASE 6 SOLD PER CASE <b>MA-PFD30A</b> 30A, FUSED <b>MA-PFD60A</b> 60A, FUSED
--	--



**"EXTRA-BOOST" HARD START KITS**



**MA-XP5**  
BTU 4,000-60,000  
**MA-XP6**  
BTU 4,000-120,000  
**MA-XP8**  
BTU 4,000-120,000

These units can increase starting torque from 300% to over 600% depending on the model used. They can be used on room A/C, all residential and commercial PSC A/C units and heat pumps. They can be used on units rated from 4,000 to 120,000 BTUs and they can be used on 120 through 288 VAC units. All models are UL recognized and are for low voltage and hard starting compressors. All units contain a start capacitor and relay for extra starting torque. Installs in seconds across run capacitor terminals.

Voltage: 120-230 Residential/Commercial



**A/C WHIPS**

ASSEMBLED WITH UL APPROVED COMPONENTS      KIT COMES WITH 2 REDUCING WASHERS

**METAL FITTINGS:**

**MA-4012W**  
1/2" X 4' #10 THHN WIRE  
FITTINGS: 1 STRAIGHT + 1 90  
**MA-6012W**  
1/2" X 6' #10 THHN WIRE  
FITTINGS: 1 STRAIGHT + 1 90  
**MA-4034W**  
3/4" X 4' #8 THHN WIRE  
FITTINGS: 1 STRAIGHT + 1 90  
**MA-6034W**  
3/4" X 6' #8 THHN WIRE  
FITTINGS: 1 STRAIGHT + 1 90

**PLASTIC FITTINGS:**

**MA-P4012W**  
1/2" X 4' #10 THHN WIRE  
FITTINGS: 1 STRAIGHT + 1 90  
**MA-P6012W**  
1/2" X 6' #10 THHN WIRE  
FITTINGS: 1 STRAIGHT + 1 90  
**MA-P4034W**  
3/4" X 4' #8 THHN WIRE  
FITTINGS: 1 STRAIGHT + 1 90  
**MA-P6034W**  
3/4" X 6' #8 THHN WIRE  
FITTINGS: 1 STRAIGHT + 1 90



**LIQUID TIGHT FITTINGS**  
METALLIC AND NON-METALLIC



**METALLIC STRAIGHT CONNECTOR**

**MA-E50A** 1/2"  
**MA-4E50A** 1/2" (4/PKG)  
**MA-E75** 3/4"  
**MA-4E75A** 3/4" (4/PKG)  
**MA-E100** 1" (5/PKG)  
**MA-LT125** 1-1/4" (5/PKG)  
**MA-LT150** 1-1/2" (2/PKG)

**METALLIC 90 DEGREE ELBOW**

**MA-E5090A** 1/2"  
**MA-4E5090A** 1/2" (4/PKG)  
**MA-E7590** 3/4"  
**MA-4E7590A** 3/4" (4/PKG)  
**MA-E10090** 1" (5/BOX)  
**MA-E12590** 1-1/4" (2/BOX)  
**MA-E15090** 1-1/2" (2/BOX)

**NON-METALLIC STRAIGHT CONNECTOR**

**MA-LC43D** 1/2" SCREW ON  
**MA-4LC43D** 1/2" SCREW ON (4/PKG)  
**MA-LC43E** 3/4" SCREW ON  
**MA-4LC43E** 3/4" SCREW ON (4/PKG)  
**MA-NMLT50** 1/2" 2 PIECE  
**MA-4NMLT50** 1/2" 2 PIECE (4/PKG)  
**MA-NMLT75** 3/4" 2 PIECE  
**MA-4NMLT75** 3/4" 2 PIECE (4/PKG)

**NON-METALLIC 90 DEGREE ELBOW**

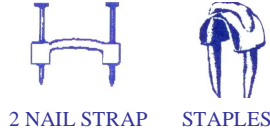
**MA-LC20D** 1/2" SCREW ON  
**MA-4LC20D** 1/2" SCREW ON (4/PKG)  
**MA-LC20E** 3/4" SCREW ON  
**MA-4LC20E** 3/4" SCREW ON (4/PKG)  
**MA-NMLT9050** 1/2" 2 PIECE  
**MA-4NMLT9050** 1/2" 2 PIECE (4/PKG)  
**MA-NMLT9075** 3/4" 2 PIECE  
**MA-4NMLT9075** 3/4" 2 PIECE (4/PKG)



**CABLE STRAPS & INSULATED STAPLES**

- MA-E2PL-1** 1/2" WIDE 100/PKG  
2-NAIL STRAPS FITS 2 - 3 #12 NM  
CABLE, OR 2 #12 UF CABLE
- MA-E3PL-1** 3/4" WIDE 100/PKG  
2-NAIL STRAPS FITS 2 #8 NM & UF  
CABLE, OR 3 #12 UF CABLE
- MA-E2PL25** 1/2" WIDE 25/PKG  
2-NAIL STRAPS FITS 2 - 3 #12 NM  
CABLE, OR 2 #12 UF CABLE
- MA-E3PL25** 3/4" WIDE 25/PKG  
2-NAIL STRAPS FITS 2 #8 NM & UF  
CABLE, OR 3 #12 UF CABLE

- MA-E27325** COPPER  
INSULATED STAPLES  
5/8" X 1/4" 25/PKG
- MA-E273-100** COPPER  
INSULATED STAPLES  
5/8" X 1/4" 100/PKG



**FITTINGS FOR BX-FLEXIBLE METAL CONDUIT**

**STEEL & ALUMINUM FLEX, AC & MC CABLE**

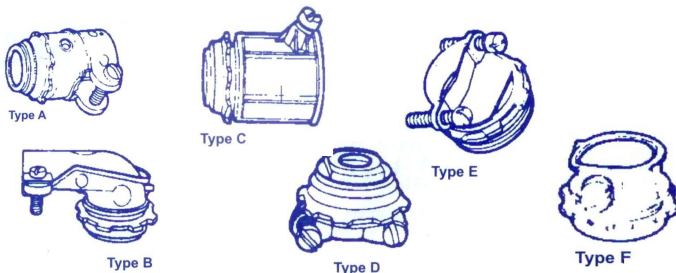
- MA-E42-1** 1/2" STRAIGHT SQUEEZE CONN.(TYPE A) 25/PKG.
- MA-E42-2** 3/4" STRAIGHT SQUEEZE CONN.(TYPE A) 25/PKG.
- MA-E42-3** 1" STRAIGHT SQUEEZE CONN.(TYPE A) 10/PKG.
- MA-E42-4** 1-1/4" STRAIGHT SQUEEZE CONN.(TYPE A) 10/PKG.
- MA-E42-5** 1-1/2" STRAIGHT SQUEEZE CONN.(TYPE A) 5/PKG.
- MA-E110** 3/8" 90 DEGREE SET SCREW CONN.(TYPE B) 50/PKG.
- MA-E110-1** 1/2" 90 DEGREE SET SCREW CONN.(TYPE B) 25/PKG.
- MA-E110-2** 3/4" 90 DEGREE SET SCREW CONN.(TYPE B) 25/PKG.
- MA-E110-3** 1" 90 DEGREE SET SCREW CONN.(TYPE B) 10/PKG.
- MA-E110-4** 1-1/4" 90 DEGREE SET SCREW CONN.(TYPE B) 5/PKG.
- MA-E110-5** 1-1/2" 90 DEGREE SET SCREW CONN.(TYPE B) 1/PKG.
- MA-E57** 3/8" COMBINATION CONNECTOR (TYPE D) 100/PKG.
- MA-4E421** 1/2" STRAIGHT SQUEEZE CONN. (TYPE A) 4/PKG.
- MA-4E422** 3/4" STRAIGHT SQUEEZE CONN. (TYPE B) 4/PKG.
- MA-4E110** 3/8" 90 DEGREE SET SCREW CONN.(TYPE B) 4/PKG.
- MA-4E1101** 1/2" 90 DEGREE SET SCREW CONN.(TYPE B) 4/PKG.
- MA-4E1102** 3/4" 90 DEGREE SET SCREW CONN.(TYPE B) 4/PKG.
- MA-4E57** 3/8" COMBINATION CONNECTOR (TYPE D) 4/PKG.

**NM CABLE**

- MA-E104A** 3/4" CABLE CONNECTOR (TYPE E) 50/PKG.
- MA-E105** 1" CABLE CONNECTOR (TYPE E) 25/PKG.
- MA-E106** 1-1/4" CABLE CONNECTOR (TYPE E) 10/PKG.
- MA-E107** 1-1/2" CABLE CONNECTOR (TYPE E) 10/PKG.
- MA-E51** 3/8" ROMEX CONNECTOR (TYPE E) 100/PKG
- MA-4E104A** 3/4" CABLE CONNECTOR (TYPE E) 4/PKG.
- MA-4E51** 3/8" ROMEX CONNECTOR (TYPE E) 4/PKG

**FLEX, MC & AC CABLE**


- MA-E58** 3/8" SET SCREW CONNECTOR (TYPE F) 100/PKG.
- MA-E48** 1/2" SET SCREW CONNECTOR (TYPE F) 25/PKG.
- MA-4E58** 3/8" SET SCREW CONNECTOR (TYPE F) 4/PKG.
- MA-4E48** 1/2" SET SCREW CONNECTOR (TYPE F) 4/PKG.



**FLEXIBLE CONDUIT**

TYPE ULC 6 UL APPROVED ONLY

- MA-10050** 1/2" X 100'
- MA-10075** 3/4" X 100'
- MA-10010** 1" X 100'



**LIQUID TIGHT**

NON-METALLIC CONDUIT  
U.L. AND CSA APPROVED

- MA-15005** 1/2" X 100'
- MA-15007** 3/4" X 100'
- MA-15008** 1" X 100'



UV (SUNLIGHT) RESISTANT

**FLEXIBLE CONDUIT**

LIQUID TIGHT  
TYPE EFC-NON-UL

- MA-20050** 1/2" X 100'
- MA-20075** 3/4" X 100'
- MA-20010** 1" X 100'



MEETS JIC REQUIREMENTS  
DOES NOT CONTAIN CONTINUOUS COPPER GROUND.

ALUMINUM (GREENFIELD)

- MA-30038** 3/8" X 100'
- MA-30050** 1/2" X 100'
- MA-30075** 3/4" X 100'

**FLEXIBLE  
CONDUIT**

ALUMINUM AND STEEL

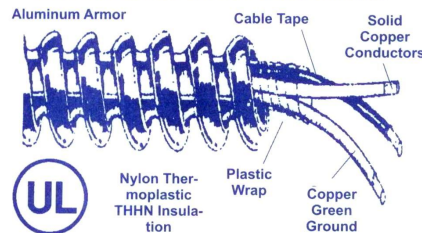
STEEL (GREENFIELD)

- MA-40038** 3/8" X 100'
- MA-40050** 1/2" X 100'
- MA-40075** 3/4" X 100'



**TYPE MC  
ALUMINUM CLAD CABLE**

WITH INSULATED GREEN GROUND WIRE



- MA-MC42C**  
14/2 6 100'
- MA-MC22C**  
12/2 6 100'
- MA-MC43C**  
14/3 6 100'
- MA-MC23C**  
12/3 6 100'

MA-LINE TYPE MC CABLE IS USED IN COMMERCIAL, INDUSTRIAL AND UTILITY APPLICATIONS WHERE SPACE AND EASE OF INSTALLATION IS CRITICAL. MC CABLE HANDLES POWER SERVICE, LIGHTING, CONTROL AND SIGNAL CIRCUITS. MAY BE USED IN CABLE TRAYS, APPROVED RACEWAYS, OR AS AN OPEN RUN OF CABLE. MADE OF ALUMINUM INTERLOCKED ARMOR, SOLID COPPER CONDUCTORS.

600 VOLTS 6 THHN CONDUCTORS WITH GREEN INSULATED GROUND.  
MEETS U.L. 1569.

**ANTI-SHORT  
BUSHINGS**

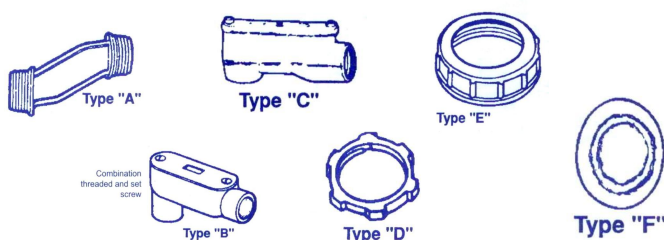
FOR FLEX 6 AC 6 MC CABLE



- MA-E0PL** FITS CABLE SIZE: 14/2, 14/3, 12/2  
TRADE SIZE: 5/16" 100/PKG
- MA-E1PL** FITS CABLE SIZE: 14/4, 12/3, 6/1, 4/1  
TRADE SIZE: 3/8" 100/PKG
- MA-E2PL** FITS CABLE SIZE: 12/4, 10/2, 10/3, 2/1  
TRADE SIZE: 7/16" 50/PKG
- MA-E3PL** FITS CABLE SIZE: 10/4, 8/2, 8/3, 1/1  
TRADE SIZE: 1/2" 50/PKG
- MA-E4PL** FITS CABLE SIZE: 8/4, 6/2, 6/3, 6/4, 4/2, 4/3  
TRADE SIZE: 3/4" 10/PKG

**FITTINGS FOR RIGID CONDUIT**


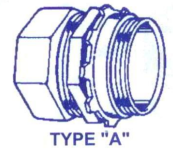
- MA-E376** 1/2" OFFSET NIPPLES (TYPE A) 20/PKG.
- MA-E377** 3/4" OFFSET NIPPLES (TYPE A) 10/PKG.
- MA-E378** 1" OFFSET NIPPLES (TYPE A) 10/PKG.
- MA-E379** 1-1/4" OFFSET NIPPLES (TYPE A) 10/PKG.
- MA-E380** 1-1/2" OFFSET NIPPLES (TYPE A) 10/PKG.
- MA-E96-1CG** 1/2" LB TYPE THREADED OVAL CONDUIT BODY WITH COVER AND GASKET (TYPE B) 10/PKG.
- MA-E96-2CG** 3/4" LB TYPE THREADED OVAL CONDUIT BODY WITH COVER AND GASKET (TYPE B) 10/PKG.
- MA-E96-4CG** 1-1/4" LB TYPE THREADED OVAL CONDUIT BODY WITH COVER AND GASKET (TYPE B) 2/PKG.
- MA-E96-5CG** 1-1/2" LB TYPE THREADED OVAL CONDUIT BODY WITH COVER AND GASKET (TYPE B) 2/PKG.
- MA-E900** 1/2" SLB SERVICE ENTRANCE ELBOW (TYPE C) 10/PKG.
- MA-E901** 3/4" SLB SERVICE ENTRANCE ELBOW (TYPE C) 10/PKG.
- MA-E902** 1" SLB SERVICE ENTRANCE ELBOW (TYPE C) 5/PKG.
- MA-E903** 1-1/4" SLB SERVICE ENTRANCE ELBOW (TYPE C) 5/PKG.
- MA-E904** 1-1/2" SLB SERVICE ENTRANCE ELBOW (TYPE C) 2/PKG.
- MA-E59** 1/2" CONDUIT LOCKNUTS FULLY REVERSIBLE (TYPE D) 200/PKG.
- MA-E80** 3/4" CONDUIT LOCKNUTS FULLY REVERSIBLE (TYPE D) 100/PKG.
- MA-E81** 1" CONDUIT LOCKNUTS FULLY REVERSIBLE (TYPE D) 100/PKG.
- MA-E82** 1-1/4" CONDUIT LOCKNUTS FULLY REVERSIBLE (TYPE D) 50/PKG.
- MA-E83** 1-1/2" CONDUIT LOCKNUTS FULLY REVERSIBLE (TYPE D) 50/PKG.
- MA-4E59** 1/2" CONDUIT LOCKNUTS FULLY REVERSIBLE (TYPE D) 4/PKG.
- MA-25E59** 1/2" CONDUIT LOCKNUTS FULLY REVERSIBLE (TYPE D) 25/PKG.
- MA-25E80** 3/4" CONDUIT LOCKNUTS FULLY REVERSIBLE (TYPE D) 25/PKG.
- MA-E52PL** 1/2" PLASTIC INSULATED BUSHING (TYPE E) 100/PKG.
- MA-E60PL** 3/4" PLASTIC INSULATED BUSHING (TYPE E) 100/PKG.
- MA-E61PL** 1" PLASTIC INSULATED BUSHING (TYPE E) 50/PKG.
- MA-E65PL** 1-1/4" PLASTIC INSULATED BUSHING (TYPE E) 25/PKG.
- MA-E69PL** 1-1/2" PLASTIC INSULATED BUSHING (TYPE E) 25/PKG.
- MA-E298-21** 3/4" X 1/2" REDUCING WASHER (TYPE F) 250/PKG.
- MA-E298-31** 1" X 1/2" REDUCING WASHER (TYPE F) 100/PKG.
- MA-E298-32** 1" X 3/4" REDUCING WASHER (TYPE F) 100/PKG.
- MA-E298-41** 1-1/4" X 1/2" REDUCING WASHER (TYPE F) 200/PKG.
- MA-E298-42** 1-1/4" X 3/4" REDUCING WASHER (TYPE F) 200/PKG.
- MA-E298-43** 1-1/4" X 1" REDUCING WASHER (TYPE F) 200/PKG.
- MA-E298-51** 1-1/2" X 1/2" REDUCING WASHER (TYPE F) 100/PKG.
- MA-E298-52** 1-1/2" X 3/4" REDUCING WASHER (TYPE F) 100/PKG.
- MA-E298-53** 1-1/2" X 1" REDUCING WASHER (TYPE F) 100/PKG.
- MA-E298-54** 1-1/2" X 1-1/4" REDUCING WASHER (TYPE F) 100/PKG.
- MA-25E29821** 3/4" X 1/2" REDUCING WASHER (TYPE F) 25/PKG.
- MA-25E29831** 1" X 1/2" REDUCING WASHER (TYPE F) 25/PKG.
- MA-25E29832** 1" X 3/4" REDUCING WASHER (TYPE F) 25/PKG.



**FITTINGS FOR THINWALL CONDUIT (EMT)**


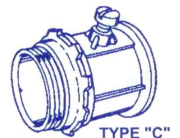
**COMPRESSION TYPE – RAIN TIGHT**

- MA-E21** 1/2" CONNECTOR (TYPE A) 50/PKG.
- MA-E23** 3/4" CONNECTOR (TYPE A) 25/PKG.
- MA-E25** 1" CONNECTOR (TYPE A) 15/PKG.
- MA-E27** 1-1/4" CONNECTOR (TYPE A) 5/PKG.
- MA-E29** 1-1/2" CONNECTOR (TYPE A) 10/PKG.
- MA-E22** 1/2" CONNECTOR (TYPE B) 50/PKG.
- MA-E24** 3/4" CONNECTOR (TYPE B) 25/PKG.
- MA-E26** 1" CONNECTOR (TYPE B) 15/PKG.
- MA-E28** 1-1/4" CONNECTOR (TYPE B) 10/PKG.
- MA-E30** 1-1/2" CONNECTOR (TYPE B) 10/PKG.
- MA-4E21** 1/2" CONNECTOR (TYPE A) 4/PKG.
- MA-4E23** 3/4" CONNECTOR (TYPE A) 4/PKG.
- MA-4E22** 1/2" CONNECTOR (TYPE B) 4/PKG.
- MA-4E24** 3/4" CONNECTOR (TYPE B) 4/PKG.



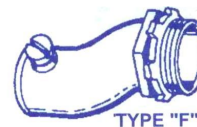
**SET SCREW TYPE – CONCRETE TIGHT**


- MA-E121** 1/2" CONNECTOR (TYPE C) 50/PKG.
- MA-E123** 3/4" CONNECTOR (TYPE C) 25/PKG.
- MA-E125** 1" CONNECTOR (TYPE C) 20/PKG.
- MA-E127** 1-1/4" CONNECTOR (TYPE C) 5/PKG.
- MA-E129** 1-1/2" CONNECTOR (TYPE C) 10/PKG.
- MA-E122** 1/2" COUPLING (TYPE D) 50/PKG.
- MA-E124** 3/4" COUPLING (TYPE D) 25/PKG.
- MA-E126** 1" COUPLING (TYPE D) 15/PKG.
- MA-E128** 1-1/4" COUPLING (TYPE D) 20/PKG.
- MA-E130** 1-1/2" COUPLING (TYPE D) 10/PKG.
- MA-4E121** 1/2" CONNECTOR (TYPE C) 4/PKG.
- MA-4E123** 3/4" CONNECTOR (TYPE C) 4/PKG.
- MA-4E122** 1/2" COUPLING (TYPE D) 4/PKG.
- MA-4E124** 3/4" COUPLING (TYPE D) 4/PKG.



**CONNECTORS, ELBOWS & STRAPS**

- MA-E2390-2** 3/4" 90 DEG. EMT CONNECTOR (TYPE E) 20/PKG
- MA-E37-1** 1/2" OFFSET CONNECTOR EMT TO BOX (TYPE F) 20/PKG
- MA-E37-2** 3/4" OFFSET CONNECTOR EMT TO BOX (TYPE F) 20/PKG
- MA-E37-3** 1" OFFSET CONNECTOR EMT TO BOX (TYPE F) 20/PKG
- MA-E144-1** 1/2" EMT PULL ELBOWS (TYPE G) 10/PKG
- MA-E144-2** 3/4" EMT PULL ELBOWS (TYPE G) 5/PKG
- MA-2E1441** 1/2" EMT PULL ELBOWS (TYPE G) 2/PKG
- MA-2E1442** 3/4" EMT PULL ELBOWS (TYPE G) 2/PKG
- MA-E5S** 1/2" STEEL DRIVE STRAPS (TYPE H) 100/PKG
- MA-E7S** 3/4" STEEL DRIVE STRAPS (TYPE H) 100/PKG
- MA-E10S** 1" STEEL DRIVE STRAPS (TYPE H) 100/PKG





**MA-SVOM18**  
18MM/.75"  
SOLENOID VALVE  
OPERATING MAGNET

**COPPER TUBE EXTENSIONS  
WITH 1/4" FITTING**



<u>5/PKG</u>		<u>50/PKG</u>	
<b>AF1000</b>	1/8"OD	<b>AF1000-50</b>	1/8"OD
<b>AF1100</b>	3/16"OD	<b>AF1100-50</b>	3/16"OD
<b>AF1200</b>	1/4"OD	<b>AF1200-50</b>	1/4"OD
<b>AF1300</b>	5/16"OD	<b>AF1300-50</b>	5/16"OD
<b>AF1400</b>	3/8"OD	<b>AF1400-50</b>	3/8"OD

**COPPER TUBE EXTENSIONS  
WITH MULTI-STEPS**



**AF1500** (3/PKG) **AF1500-50** (50/PKG)  
1/8"OD, 3/16", 1/4" AND 5/16"ODF MULTI STEPS  
**AF1600** (3/PKG) **AF1600-50** (50/PKG)  
3/16"OD X 1/8"ID, 1/4" AND 3/8"ODF MULTI STEPS

**SWIVEL FLARE CONNECTION**



**AF1700** (3/PKG) **AF1700-50** (50/PKG)  
1/4"FE SAE SWIVEL NUT ON BRANCH  
**AF1800** (3/PKG) **AF1800-50** (50/PKG)  
1/4"FE SAE SWIVEL NUT ON RUN

**MULTI-STEP BRASS BODY**



**AF1900** (3/PKG) **AF1900-50** (50/PKG)  
1/8"OD X 3/16", 1/4", OR 5/16"ODF STEPS

**REFRIGERANT RETENTION  
CONTROL VALVE**



MA-33008  
MA-33005 **MA-33002** 1/4"FLF X 1/4"FLM  
**MA-33005** 5/16"FLF X 5/16"FLM  
MA-33002 **MA-33008** 5/16"FLF X 1/4"FLM

**COPPER TUBE EXTENSIONS  
WITH 5/16" FITTING**

5/16" MALE FLARE - COPPER EXTENTION 2" LONG



**AF11516** 3/16"OD (3/PKG)  
**AF12516** 1/4"OD (3/PKG)  
**AF13516** 5/16"OD (3/PKG)

**CAP AND REPLACEMENT  
VALVE CORES**

**AF2000** (10/PKG)  
**AF2000BX** (100/PKG)  
1/4"SAE GASKET SEAL CAP  
W/CORE REMOVER



**AF2100** (5/PKG) **AF2100-25** (25/PKG)  
**AF2100-100** (100/PKG)  
1/4" VALVE CORE

AF2000

**VALVE CORE TOOL**

**AF2200-M** (1/PKG)  
INCLUDES 6 CORES



**COPPER SOLDER TEES  
WITH 1/4" MALE FLARE**

**AF3134** 1/4"OD (3/PKG) **AF3140** 5/8"OD (1/PKG)  
**AF3135** 5/16"OD (3/PKG) **AF3142** 3/4"OD (1/PKG)  
**AF3136** 3/8"OD (3/PKG) **AF3144** 7/8"OD (1/PKG) **AF3138** 1/2"OD (3/PKG) **AF3148** 1-1/8"OD (1/PKG)



**D109** (2/PKG) INLET: 1/4" OUTLET: 1/4"  
3/4" X 8-1/2" NON-DIRECTIONAL DRIER

**D110** (2/PKG) INLET: 1/4" OUTLET: 1/4"  
3/4" X 8-3/4" DIRECTIONAL FUSED ENDS  
DRIER

**D111** (2/PKG) INLET: 1/4" OUTLET: 1/4" OR CAP  
1" X 8-3/4" DIRECTIONAL CHARGING DRIER

**D112** (2/PKG) INLET: 5/16" OUTLET: 5/16"  
1" X 10-3/4" DIRECTIONAL STEP DOWN DRIER

**D113** (2/PKG) INLET: (2)1/4" OUTLET: 1/4"  
1" X 8-3/4" DIRECTIONAL DOUBLE INLET DRIER

**D114** (2/PKG) INLET: MULTIPLE OUTLET: 1/4"  
1" X 9" DIRECTIONAL FUSED ENDS DRIER

**D115** (2/PKG) INLET: 1/4"ID, 1/4"OD & 1/4" FLARE OUTLET: 1/4"  
3/4" X 9" DIRECTIONAL CHARGING DRIER

**COPPER SPUN  
DRIERS**  
DRIERS CONTAIN XH-9  
DESICCANT



**ADJUSTABLE LINE TAP  
VALVE**

**MA-V1** 1/4", 5/16", & 3/8" OD  
**MA-V2** 1/2" & 5/8" OD



**4 IN 1 VACUUM/CHARGE VALVE AND  
CORE TOOL**

**MA-18975** 1/4" WITH SIDE PORT  
**MA-18985** 5/16" WITH SIDE PORT



MALLEABLE BLACK IRON PIPE FITTINGS

PART #	DESCRIPTION	PKG.	PART #	DESCRIPTION	PKG.
MA-12U	1/2" UNION	50	MA-12T	1/2" TEE	60
MA-34U	3/4" UNION	35	MA-34T	3/4" TEE	35
MA-1U	1" UNION	20	MA-1T	1" TEE	20
MA-12CPLG	1/2" COUPLING	120	MA-341212T	3/4" X 1/2" X 1/2" TEE	50
MA-34CPLG	3/4" COUPLING	75	MA-343412T	3/4" X 3/4" X 1/2" TEE	40
MA-1CPLG	1" COUPLING	50	MA-1238BG	1/2" X 3/8" HEX BUSHING	300
MA-3412CPLG	3/4" X 1/2" RED. COUPLING	90	MA-3412BG	3/4" X 1/2" HEX BUSHING	150
MA-112CPLG	1" X 1/2" RED. COUPLING	30	MA-112BG	1" X 1/2" HEX BUSHING	100
MA-134CPLG	1" X 3/4" RED. COUPLING	50	MA-134BG	1" X 3/4" HEX BUSHING	100
MA-1290EL	1/2" 90 DEGREE ELBOW	100	MA-12CAP	1/2" CAP	150
MA-3490EL	3/4" 90 DEGREE ELBOW	35	MA-34CAP	3/4" CAP	80
MA-190EL	1" 90 DEGREE ELBOW	30	MA-1CAP	1" CAP	50
MA-1245EL	1/2" 45 DEGREE ELBOW	100	MA-12PLG	1/2" PLUG	300
MA-3445EL	3/4" 45 DEGREE ELBOW	60	MA-34PLG	3/4" PLUG	180
MA-145EL	1" 45 DEGREE ELBOW	30	MA-1PLG	1" PLUG	120
MA-1290STEL	1/2" 90 DEG. STR. ELBOW	90			
MA-3490STEL	3/4" 90 DEG. STR. ELBOW	35			
MA-190STEL	1" 90 DEG. STR. ELBOW	30			



UNION



REDUCING COUPLING



45 ELBOW



TEE



90 STREET ELBOW



BUSHING



PLUG



COUPLING



90 ELBOW




CAP



REDUCING TEE

SPECIFICATIONS:  
 MATERIAL: ASTM A-197  
 DIMENSIONS: ANSI B16.3 & ANSI B16.14  
 THREADS: ANSI B1.20.1



WELDED STEEL  
 BLACK IRON PIPE NIPPLES

PIPE NIPPLES MEET THE ASTM A733  
 SPECIFICATIONS

PART #	DESCRIPTION	PKG.	PART #	DESCRIPTION	PKG.	PART #	DESCRIPTION	PKG.
MA-BN12CL	1/2" X CL-1-1/8"	25	MA-BN34CL	3/4" X CL-1-3/8"	25	MA-BN1CL	1" X CL-1-1/2"	25
MA-BN12112	1/2" X 1-1/2"	25	MA-BN34112	3/4" X 1-1/2"	25	MA-BN12	1" X 2"	25
MA-BN122	1/2" X 2"	25	MA-BN342	3/4" X 2"	25	MA-BN1212	1" X 2-1/2"	25
MA-BN12212	1/2" X 2-1/2"	25	MA-BN34212	3/4" X 2-1/2"	25	MA-BN13	1" X 3"	25
MA-BN123	1/2" X 3"	25	MA-BN343	3/4" X 3"	25	MA-BN1312	1" X 3-1/2"	25
MA-BN12312	1/2" X 3-1/2"	25	MA-BN34312	3/4" X 3-1/2"	25	MA-BN14	1" X 4"	25
MA-BN124	1/2" X 4"	25	MA-BN344	3/4" X 4"	25	MA-BN1412	1" X 4-1/2"	25
MA-BN12412	1/2" X 4-1/2"	25	MA-BN34412	3/4" X 4-1/2"	25	MA-BN15	1" X 5"	25
MA-BN125	1/2" X 5"	25	MA-BN345	3/4" X 5"	25	MA-BN1512	1" X 5-1/2"	25
MA-BN12512	1/2" X 5-1/2"	25	MA-BN34512	3/4" X 5-1/2"	25	MA-BN16	1" X 6"	25
MA-BN126	1/2" X 6"	25	MA-BN346	3/4" X 6"	25	MA-BP112	1" X 12"	1
MA-BP1212	1/2" X 12"	1	MA-BP3412	3/4" X 12"	1	MA-BP118	1" X 18"	1
MA-BP1218	1/2" X 18"	1	MA-BP3418	3/4" X 18"	1	MA-BP124	1" X 24"	1
MA-BP1224	1/2" X 24"	1	MA-BP3424	3/4" X 24"	1	MA-BP130	1" X 30"	1
MA-BP1230	1/2" X 30"	1	MA-BP3430	3/4" X 30"	1	MA-BP136	1" X 36"	1
MA-BP1236	1/2" X 36"	1	MA-BP3436	3/4" X 36"	1	MA-BP148	1" X 48"	1
MA-BP1248	1/2" X 48"	1	MA-BP3448	3/4" X 48"	1	MA-BP160	1" X 60"	1
MA-BP1260	1/2" X 60"	1	MA-BP3460	3/4" X 60"	1			