



MT2039 QTY: 1 Kit

Compressor Shaft Seal Kit - Carbon Seal

CHRYSLER

A590, C171

DENSO

10P08E
10P13, 10P15 Series
10P17 Series
10P17C - Audi
10P17C - Mercedes
10P17VC
10PA15 - Heavy Duty
10PA15 Series
10PA15C - Audi
10PA15C - BMW
10PA15C - Mercedes
10PA15VC
10PA17 Series
10PA17C - BMW
10PA17C - Mercedes
10PA17VC
10PA17VC - Audi
10PA17VC - Mercedes
6E171 Series
6P127 Series
6P134
6P148 Series

FORD

FS6, FS6 Tangent



MT2040 QTY: 1 Kit

Compressor Shaft Seal Kit - Lip Seal

CALSONIC

CWV615, 617, 618

CHRYSLER

6C17

DENSO

10P08E
10P13, 10P15 Series
10P17 Series
10P17C - Audi
10P17C - Mercedes
10P17VC

SEIKO-SEIKI

SS170 Series



MT2041 QTY: 1 Kit

Compressor Shaft Seal Kit - Lip Seal

DENSO

10PA20 Series



MT2042 QTY: 1 Kit

Compressor Shaft Seal Kit - Carbon Seal

SANDEN

SD708, SD709 Series



MT2043 QTY: 1 Kit

Compressor Shaft Seal Kit - Carbon Seal

SANDEN

SD507, SD508, SD510
TR80



MT2044 QTY: 1 Kit

Compressor Shaft Seal Kit - Carbon Seal

SANDEN

SD505
TR090, TRF090, TRS090
TR105, TRF105, TRS105
TR70



MT2045 QTY: 1 Kit

Compressor Shaft Seal Kit - Lip Seal

DELPHI

SP10

DENSO

6CA17C
7SB16C

DIESEL KIKI

DKS13CH
DKS15CH
DKS17 Series

SANDEN

SD5H Series
SD6V12
SD708, SD709 Series
SD709CA
SD709CP
SD7B10
SD7H15
SD7V16

SEIKO-SEIKI

SS121 Series
SS96 Series

TAMA

TM08HD
TM13
TM15



MT2046 QTY: 1 Kit

Compressor Shaft Seal Kit - Carbon Seal

DIESEL KIKI

DKS13G (Dual Plate)
DKS13G (Single Plate)
DKS15BH
DKS15G
DKS17G (Dual Plate)
DKS17G (Single Plate)



MT2047 QTY: 1 Kit

Compressor Shaft Seal Kit - Carbon Seal

Uses (6) 7/32" Bolts

TECUMSEH

HG500

YORK

206, 209, 210
SC206, SC209



MT2048 QTY: 1 Kit

Compressor Shaft Seal Kit - Carbon Seal

Uses (6) 9/32" Bolts

TECUMSEH

HG500
HG850, HG1000

YORK

206, 209, 210



MT2049 QTY: 1 Kit

Compressor Shaft Seal Kit - Carbon Seal

Uses (5) 9/32" Bolts

YORK

206, 209, 210



MT2050 QTY: 1 Kit

Compressor Shaft Seal Kit - Carbon Seal

TECUMSEH

HR980



MT2051 QTY: 1 Kit

Compressor Shaft Seal Kit - Carbon Seal

YORK

YA Series



MT2052 QTY: 1 Kit

Compressor Shaft Seal Kit - Carbon Seal

Technician must rebuild shaft seal

BEHR/BOSCH

Behr Wingcell
Bosch Wingcell

DIESEL KIKI

DKV14B



MT2053 QTY: 1 Kit

Compressor Shaft Seal Kit - Lip Seal

NIHON

NVR140S



MT2054 QTY: 1 Kit

Compressor Shaft Seal Kit - Lip Seal

MITSUBISHI

AX105, FXA105 Series
FX105V Series
FX80
MSC105 Series
MSC90 Series

SANDEN

TR090, TRF090, TRS090
TR105, TRF105, TRS105
TR70



MT2057 QTY: 1 Kit

Compressor Shaft Seal Kit - Lip Seal

DENSO

TV12C - R134a
TV12SC - R134a
TV14SC - R134a



MT2058 QTY: 1 Kit

Compressor Shaft Seal Kit - Carbon Seal

MATSUSHITA/PANASONIC

N1300Series
N1301Series
NL1300 Series
S1150 Series
SA1150AE4






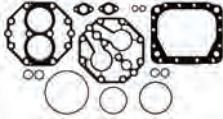




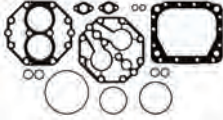




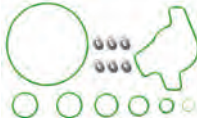











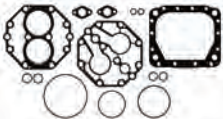


MT2059 QTY: 1 Kit

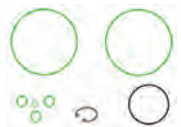
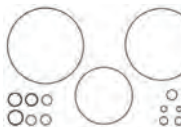
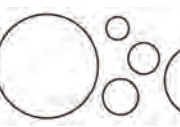







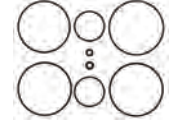






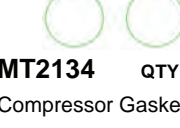


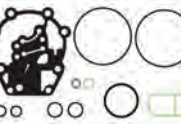

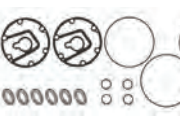







Compressor Shaft Seal Kit - Lip Seal












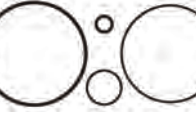






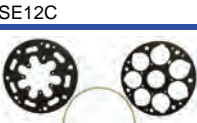

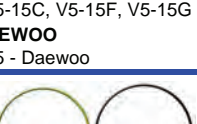


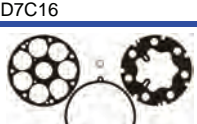




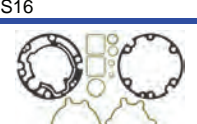

DIESEL KIKI








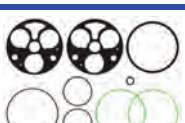











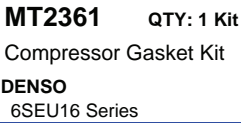

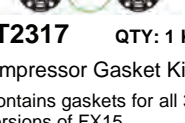


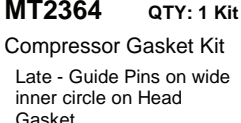





DKS16H - R134a













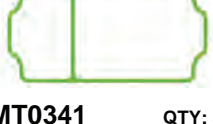
















 <p>MT2060 QTY: 1 Kit Compressor Shaft Seal Kit - Lip Seal DIESEL KIKI DCV11A DCV14A DKV11A DKV11D DKV14B DKV14C DKV14D</p>	 <p>MT2147 QTY: 1 Kit Compressor Shaft Seal Kit - Lip Seal DENSO 10PA15 - Heavy Duty 10PA15 Series 10PA15C - Audi 10PA15C - BMW 10PA15C - Mercedes 10PA15VC 10PA17 Series 10PA17C - BMW 10PA17C - Mercedes 10PA17VC 10PA17VC - Audi 10PA17VC - Mercedes</p>	 <p>MT2163 QTY: 1 Kit Compressor Shaft Seal Kit - Carbon Seal DENSO TV12C - R12 TV12EC - R12 TV14C - R12 TV14EC - R12</p>	 <p>MT2221 QTY: 1 Kit Compressor Shaft Seal Kit - Carbon Seal DIESEL KIKI DKS13S DKS15S DKS17 Series</p>	 <p>MT2266 QTY: 1 Kit Compressor Shaft Seal Kit - Lip Seal DENSO 10PA15 - Heavy Duty 10PA15 Series 10PA15C - Audi 10PA15C - BMW 10PA15C - Mercedes 10PA15VC 10PA17 Series 10PA17C - BMW 10PA17C - Mercedes 10PA17VC 10PA17VC - Audi 10PA17VC - Mercedes</p>
 <p>MT2069 QTY: 1 Kit Compressor Shaft Seal Kit - Carbon Seal with Front Head Gasket DENSO 6P127 Series 6P148 Series</p>	 <p>MT2158 QTY: 1 Kit Compressor Shaft Seal Kit - Lip Seal HALLA FS18 FS20 MITSUBISHI AX105, FXA105 Series FX105V Series FX80 MSC105 Series MSC130 Series MSC90 Series SANDEN Scroll TRSA09 TRSA12 TRSE07 VISTEON HS090, HS110 Series</p>	 <p>MT2187 QTY: 1 Kit Compressor Shaft Seal Kit - Lip Seal CALSONIC CR14 DAEWOO V5 - Daewoo DELPHI CVC165, CVC185 DENSO SC06 SC08 Series SCS06C SCSA06 DIESEL KIKI DCS17 Series DCW17 Series DKS17 Series GM/HARRISON V7 SANDEN PXE13 PXE16 PXV16 SD5H Series SD7C16 SD7H15 SD7V16 SEIKO-SEIKI SS10 Series SS96 Series TAMA TM08HD TM13 TM15</p>	 <p>MT2230 QTY: 1 Kit Compressor Shaft Seal Kit - Lip Seal Fat Shaft Lip Seal GM/HARRISON HD6, HT6 HU6</p>	 <p>MT2267 QTY: 1 Kit Compressor Shaft Seal Kit - Lip Seal DENSO 10PA20 Series</p>
 <p>MT2097 QTY: 1 Kit Compressor Shaft Seal Kit - Carbon Seal with Front Head Gasket FORD FS6, FS6 Tangent</p>	 <p>MT2105 QTY: 1 Kit Compressor Shaft Seal Kit - Lip Seal Double CALSONIC V5-15C, V5-15F, V5-15G GM/HARRISON HD6, HT6 HR6, HR6-HE V5</p>	 <p>MT2160 QTY: 1 Kit Compressor Shaft Seal Kit - Carbon Seal TECUMSEH HG500 HG850, HG1000 YORK 206, 209, 210</p>	 <p>MT2248 QTY: 1 Kit Compressor Shaft Seal Kit - Lip Seal VISTEON VS16</p>	 <p>MT2271 QTY: 1 Kit Compressor Shaft Seal Kit - Lip Seal GM/HARRISON V5 V7</p>
 <p>MT2106 QTY: 1 Kit Compressor Shaft Seal Kit - Carbon Seal SEIKO-SEIKI SS170 Series</p>	 <p>MT2220 QTY: 1 Kit Compressor Shaft Seal Kit - Lip Seal DENSO 5SL12CJ 7SBU16C</p>	 <p>MT2250 QTY: 1 Kit Compressor Shaft Seal Kit - Lip Seal DIESEL KIKI DKV11G DKV14C DKV14D DKV14G</p>	 <p>MT2272 QTY: 1 Kit Compressor Shaft Seal Kit - Lip Seal HONDA SYSTEM RC17D, RC17S</p>	 <p>MT2274 QTY: 1 Kit Compressor Shaft Seal Kit - Lip Seal HITACHI A5000</p>

 <p>MT2276 QTY: 1 Kit Compressor Shaft Seal Kit - Lip Seal MATSUSHITA/PANASONIC N1300Series N1301Series NL1300 Series</p>	 <p>MT2332 QTY: 1 Kit Compressor Shaft Seal Kit - Carbon Seal Technician must rebuild shaft seal KEIHIN 150L, 150R</p>	<p>Gasket Kits</p>  <p>MT2064 QTY: 1 Kit Compressor Gasket Kit Fiber Gasket DENSO TV12C - R12 TV14C - R12</p>	 <p>MT2089 QTY: 1 Kit Compressor Gasket Kit KEIHIN 150L, 150R</p>	 <p>MT2112 QTY: 1 Kit Compressor Gasket Kit DIESEL KIKI DKS15BH</p>
 <p>MT2277 QTY: 1 Kit Compressor Shaft Seal Kit - Carbon Seal SANDEN SD5H Series</p>	 <p>MT2352 QTY: 1 Kit Compressor Shaft Seal Kit - Lip Seal DENSO TV10 Series</p>	 <p>MT2066 QTY: 1 Kit Compressor Gasket Kit Fiber Gasket DENSO TV12EC - R12 TV14EC - R12</p>	 <p>MT2090 QTY: 1 Kit Compressor Gasket Kit HITACHI A5000</p>	 <p>MT2113 QTY: 1 Kit Compressor Gasket Kit DIESEL KIKI DKS15CH</p>
 <p>MT2279 QTY: 1 Kit Compressor Shaft Seal Kit - Lip Seal SEIKO-SEIKI SS170 Series</p>	 <p>MT2353 QTY: 1 Kit Compressor Shaft Seal Kit - Lip Seal CALSONIC CWV615, 617, 618 DENSO 5SE09C 5SE12C 6SEU12 6SEU16 Series 7SE16C 7SEU16C</p>	 <p>MT2072 QTY: 1 Kit Compressor Gasket Kit SANDEN TR70</p>	 <p>MT2107 QTY: 1 Kit Compressor Gasket Kit BEHR/BOSCH Behr Wingcell Bosch Wingcell</p>	 <p>MT2114 QTY: 1 Kit Compressor Gasket Kit DIESEL KIKI DKS16H - R134a</p>
 <p>MT2330 QTY: 1 Kit Compressor Shaft Seal Kit - Lip Seal DENSO 10S11 Series 10S13 Series 10S15 Series 10S17 Series 10S20 Series</p>	 <p>MT2354 QTY: 1 Kit Compressor Shaft Seal Kit - Lip Seal DELPHI CVC125, CVC135 CVC135E</p>	 <p>MT2078 QTY: 1 Kit Compressor Gasket Kit SEIKO-SEIKI SS170 Series</p>	 <p>MT2108 QTY: 1 Kit Compressor Gasket Kit CHRYSLER 6C17</p>	 <p>MT2116 QTY: 1 Kit Compressor Gasket Kit FORD FS6, FS6 Tangent</p>
 <p>MT2331 QTY: 1 Kit Compressor Shaft Seal Kit - Lip Seal GM/HARRISON V7 MATSUSHITA/PANASONIC H12A1AH4DX</p>	 <p>MT2355 QTY: 1 Kit Compressor Shaft Seal Kit - Lip Seal Carbon Seal MITSUBISHI FX105V Series</p>	 <p>MT2079 QTY: 1 Kit Compressor Gasket Kit YORK SC206, SC209</p>	 <p>MT2110 QTY: 1 Kit Compressor Gasket Kit CHRYSLER RV2</p>	 <p>MT2117 QTY: 1 Kit Compressor Gasket Kit GM/HARRISON A6 A6 - Heavy Duty</p>
		 <p>MT2080 QTY: 1 Kit Compressor Gasket Kit YORK 206, 209, 210</p>	 <p>MT2111 QTY: 1 Kit Compressor Gasket Kit DIESEL KIKI DKS13G (Dual Plate)</p>	 <p>MT2118 QTY: 1 Kit Compressor Gasket Kit GM/HARRISON DA6 HR6, HR6-HE</p>

 <p>MT2119 QTY: 1 Kit Compressor Gasket Kit GM/HARRISON R4 - Lt R4 R4 - Std R4</p>	 <p>MT2125 QTY: 1 Kit Compressor Gasket Kit MITSUBISHI FX105V Series</p>	 <p>MT2131 QTY: 1 Kit Compressor Gasket Kit NIHON NVR140S</p>	 <p>MT2140 QTY: 1 Kit Compressor Gasket Kit DENSO 6P127 Series 6P148 Series</p>	 <p>MT2146 QTY: 1 Kit Compressor Gasket Kit SANDEN SD7B10</p>
 <p>MT2120 QTY: 1 Kit Compressor Gasket Kit 6.8mm x 7.7mm Oval Bolt Hole GM/HARRISON V5</p>	 <p>MT2126 QTY: 1 Kit Compressor Gasket Kit MITSUBISHI FX80</p>	 <p>MT2132 QTY: 1 Kit Compressor Gasket Kit DENSO 10P08E</p>	 <p>MT2141 QTY: 1 Kit Compressor Gasket Kit DENSO TV12C - R134a</p>	 <p>MT2148 QTY: 1 Kit Compressor Gasket Kit Fiber Gaskets SANDEN SD7V16</p>
 <p>MT2121 QTY: 1 Kit Compressor Gasket Kit HITACHI MJS170</p>	 <p>MT2127 QTY: 1 Kit Compressor Gasket Kit MITSUBISHI MSC105 Series</p>	 <p>MT2133 QTY: 1 Kit Compressor Gasket Kit DENSO 10P13, 10P15 Series</p>	 <p>MT2142 QTY: 1 Kit Compressor Gasket Kit DENSO TV12SC - R134a TV14SC - R134a</p>	 <p>MT2184 QTY: 1 Kit Compressor Gasket Kit TECUMSEH HG850, HG1000</p>
 <p>MT2122 QTY: 1 Kit Compressor Gasket Kit HITACHI SWP123, SWP167</p>	 <p>MT2128 QTY: 1 Kit Compressor Gasket Kit MITSUBISHI MSC90 Series</p>	 <p>MT2134 QTY: 1 Kit Compressor Gasket Kit DENSO 10P17 Series 10P17C - Audi 10P17C - Mercedes 10P17VC</p>	 <p>MT2143 QTY: 1 Kit Compressor Gasket Kit SANDEN SD505 SD507, SD508, SD510 SD5H Series</p>	 <p>MT2188 QTY: 1 Kit Compressor Gasket Kit Fiber Gaskets DELPHI CVC125, CVC135 CVC135E</p>
 <p>MT2123 QTY: 1 Kit Compressor Gasket Kit Fiber Gasket MATSUSHITA/PANASONIC N1300 Series NL1300 Series</p>	 <p>MT2129 QTY: 1 Kit Compressor Gasket Kit DIESEL KIKI DKV14B</p>	 <p>MT2137 QTY: 1 Kit Compressor Gasket Kit DENSO 6E171 Series</p>	 <p>MT2144 QTY: 1 Kit Compressor Gasket Kit Used on 4.51 Diameter Cylinder Assembly SANDEN SD708, SD709 Series SD7H15</p>	 <p>MT2189 QTY: 1 Kit Compressor Gasket Kit DELPHI SP10</p>
 <p>MT2124 QTY: 1 Kit Compressor Gasket Kit MATSUSHITA/PANASONIC S1150 Series</p>	 <p>MT2130 QTY: 1 Kit Compressor Gasket Kit DIESEL KIKI DKV14C</p>	 <p>MT2139 QTY: 1 Kit Compressor Gasket Kit DENSO 6P134</p>	 <p>MT2145 QTY: 1 Kit Compressor Gasket Kit SANDEN SD709CA</p>	 <p>MT2195 QTY: 1 Kit Compressor Gasket Kit DENSO 7SB16C</p>

 <p>MT2198 QTY: 1 Kit Compressor Gasket Kit GM/HARRISON HD6, HT6</p>	 <p>MT2210 QTY: 1 Kit Compressor Gasket Kit SANDEN PXE16</p>	 <p>MT2217 QTY: 1 Kit Compressor Gasket Kit SANDEN SD6V12</p>	 <p>MT2228 QTY: 1 Kit Compressor Gasket Kit 8.0mm x 8.3mm Oval Bolt Hole GM/HARRISON V5</p>	 <p>MT2268 QTY: 1 Kit Compressor Gasket Kit DIESEL KIKI DKS16H - R12</p>
 <p>MT2203 QTY: 1 Kit Compressor Gasket Kit CALSONIC CWV615, 617, 618</p>	 <p>MT2211 QTY: 1 Kit Compressor Gasket Kit DIESEL KIKI DKV11D</p>	 <p>MT2218 QTY: 1 Kit Compressor Gasket Kit Metal Gaskets SANDEN SD7V16</p>	 <p>MT2242 QTY: 1 Kit Compressor Gasket Kit DENSO 5SE09C</p>	 <p>MT2269 QTY: 1 Kit Compressor Gasket Kit DIESEL KIKI DKS17 Series</p>
 <p>MT2204 QTY: 1 Kit Compressor Gasket Kit DIESEL KIKI DKV14D</p>	 <p>MT2212 QTY: 1 Kit Compressor Gasket Kit SEIKO-SEIKI SS10 Series SS96 Series</p>	 <p>MT2219 QTY: 1 Kit Compressor Gasket Kit SANDEN TR105, TRF105, TRS105</p>	 <p>MT2243 QTY: 1 Kit Compressor Gasket Kit DENSO 5SE12C</p>	 <p>MT2275 QTY: 1 Kit Compressor Gasket Kit MATSUSHITA/PANASONIC H12A1AH4DX</p>
 <p>MT2205 QTY: 1 Kit Compressor Gasket Kit 6.8mm x 7.7mm Oval Bolt Hole CALSONIC V5-15C, V5-15F, V5-15G DAEWOO V5 - Daewoo</p>	 <p>MT2213 QTY: 1 Kit Compressor Gasket Kit GM/HARRISON HR6, HR6-HE</p>	 <p>MT2223 QTY: 1 Kit Compressor Gasket Kit SANDEN PXE13</p>	 <p>MT2244 QTY: 1 Kit Compressor Gasket Kit SANDEN SD7C16</p>	 <p>MT2278 QTY: 1 Kit Compressor Gasket Kit SANDEN TRSA09 TRSE07</p>
 <p>MT2207 QTY: 1 Kit Compressor Gasket Kit SANDEN TRSA12</p>	 <p>MT2214 QTY: 1 Kit Compressor Gasket Kit GM/HARRISON DA6 HR6, HR6-HE</p>	 <p>MT2225 QTY: 1 Kit Compressor Gasket Kit DIESEL KIKI DCS17 Series</p>	 <p>MT2247 QTY: 1 Kit Compressor Gasket Kit VISTEON VS16</p>	 <p>MT2305 QTY: 1 Kit Compressor Gasket Kit DENSO 10PA15 - Heavy Duty 10PA15 Series 10PA17 Series</p>
 <p>MT2209 QTY: 1 Kit Compressor Gasket Kit Fiber Gasket DIESEL KIKI DCV11A DKV11A</p>	 <p>MT2215 QTY: 1 Kit Compressor Gasket Kit GM/HARRISON V7</p>	 <p>MT2226 QTY: 1 Kit Compressor Gasket Kit DELPHI CVC125, CVC135 CVC135E</p>	 <p>MT2264 QTY: 1 Kit Compressor Gasket Kit Fiber Gasket DIESEL KIKI DCV14A</p>	 <p>MT2306 QTY: 1 Kit Compressor Gasket Kit DENSO 10PA15C - Audi 10PA15C - Mercedes 10PA17C - Mercedes</p>

 <p>MT2307 QTY: 1 Kit Compressor Gasket Kit DENSO 10PA15C - BMW 10PA17C - BMW</p>	 <p>MT2313 QTY: 1 Kit Compressor Gasket Kit DIESEL KIKI DKS13G (Single Plate) DKS15G</p>	 <p>MT2319 QTY: 1 Kit Compressor Gasket Kit Small Bore (31.9mm) Gaskets HITACHI MJ110</p>	 <p>MT2325 QTY: 1 Kit Compressor Gasket Kit SANDEN SD709CP</p>	 <p>MT2358 QTY: 1 Kit Compressor Gasket Kit VISTEON HS090, HS110 Series</p>
 <p>MT2308 QTY: 1 Kit Compressor Gasket Kit DENSO 10PA20 Series</p>	 <p>MT2314 QTY: 1 Kit Compressor Gasket Kit DIESEL KIKI DKS13S DKS15S</p>	 <p>MT2320 QTY: 1 Kit Compressor Gasket Kit HITACHI MJ123</p>	 <p>MT2326 QTY: 1 Kit Compressor Gasket Kit SANDEN TR090, TRF090, TRS090</p>	 <p>MT2359 QTY: 1 Kit Compressor Gasket Kit DENSO 7SBU16C 7SEU16C</p>
 <p>MT2309 QTY: 1 Kit Compressor Gasket Kit Early - No Guide Pins on narrow inner circle on Head Gasket DENSO 10S15 Series 10S17 Series 10S20 Series</p>	 <p>MT2315 QTY: 1 Kit Compressor Gasket Kit DIESEL KIKI DKS17 Series</p>	 <p>MT2321 QTY: 1 Kit Compressor Gasket Kit HITACHI MJ167 MJS130</p>	 <p>MT2327 QTY: 1 Kit Compressor Gasket Kit SEIKO-SEIKI SS121 Series</p>	 <p>MT2360 QTY: 1 Kit Compressor Gasket Kit DENSO 6SEU12</p>
 <p>MT2310 QTY: 1 Kit Compressor Gasket Kit DENSO TV10 Series</p>	 <p>MT2316 QTY: 1 Kit Compressor Gasket Kit FORD FS10</p>	 <p>MT2322 QTY: 1 Kit Compressor Gasket Kit Fiber Gasket MATSUSHITA/PANASONIC N1301Series</p>	 <p>MT2328 QTY: 1 Kit Compressor Gasket Kit TAMA TM08HD</p>	 <p>MT2361 QTY: 1 Kit Compressor Gasket Kit DENSO 6SEU16 Series</p>
 <p>MT2311 QTY: 1 Kit Compressor Gasket Kit BEHR/BOSCH Bosch Axial</p>	 <p>MT2317 QTY: 1 Kit Compressor Gasket Kit Contains gaskets for all 3 versions of FX15. FORD FX15</p>	 <p>MT2323 QTY: 1 Kit Compressor Gasket Kit Fiber Gasket MATSUSHITA/PANASONIC SA1150AE4</p>	 <p>MT2356 QTY: 1 Kit Compressor Gasket Kit HALLA FS18 FS20 SANDEN Scroll</p>	 <p>MT2364 QTY: 1 Kit Compressor Gasket Kit Late - Guide Pins on wide inner circle on Head Gasket DENSO 10S15 Series 10S17 Series 10S20 Series</p>
 <p>MT2312 QTY: 1 Kit Compressor Gasket Kit CALSONIC CR14</p>	 <p>MT2318 QTY: 1 Kit Compressor Gasket Kit Large Bore (37.0mm) Gaskets HITACHI MJ110</p>	 <p>MT2324 QTY: 1 Kit Compressor Gasket Kit MITSUBISHI AX105, FXA105 Series</p>	 <p>MT2357 QTY: 1 Kit Compressor Gasket Kit GM/HARRISON HU6</p>	 <p>MT2365 QTY: 1 Kit Compressor Gasket Kit DENSO 6CA17C</p>

 <p>MT2366 QTY: 1 Kit Compressor Gasket Kit Late - Lower Dowell Pin hole is at 6:30 Tab at 5:00 DENSO 10S11 Series</p>	 <p>MT2378 QTY: 1 Kit Compressor Gasket Kit MITSUBISHI MSC130 Series Manifold Gasket</p>	 <p>MT0339 QTY: 5 Manifold Gasket MATSUSHITA/PANASONIC N1300Series NL1300 Series</p>	 <p>MT0658 QTY: 1 Manifold Gasket MATSUSHITA/PANASONIC S1150 Series</p>	 <p>MT1083 QTY: 5 Manifold Gasket SANDEN PXE13</p>
 <p>MT2367 QTY: 1 Kit Compressor Gasket Kit DENSO 10S13 Series</p>	 <p>MT0185 QTY: 5 Manifold Gasket DENSO 10PA15 - Heavy Duty 10PA15 Series 10PA15VC 10PA17 Series 10PA17VC 10PA17VC - Audi 10PA17VC - Mercedes 10PA20 Series</p>	 <p>MT0340 QTY: 5 Manifold Gasket MATSUSHITA/PANASONIC N1301Series NL1301 Series</p>	 <p>MT0659 QTY: 1 Manifold Gasket MITSUBISHI MSC105 Series</p>	 <p>MT1087 QTY: 5 Manifold Gasket DIESEL KIKI DCS17 Series</p>
 <p>MT2369 QTY: 1 Kit Compressor Gasket Kit Used on 4.74 Diameter Cylinder Assembly SANDEN SD708, SD709 Series SD7H15</p>	 <p>MT0186 QTY: 5 Manifold Gasket DENSO 10P13, 10P15 Series</p>	 <p>MT0341 QTY: 5 Manifold Gasket MATSUSHITA/PANASONIC SA1150AE4</p>	 <p>MT0662 QTY: 1 Manifold Gasket DENSO 10P17C - Audi</p>	 <p>MT1601 QTY: 5 Manifold Gasket VISTEON HS15</p>
 <p>MT2370 QTY: 1 Kit Compressor Gasket Kit TAMA TM13 TM15</p>	 <p>MT0194 QTY: 5 Manifold Gasket DENSO 10PA15C - Audi 10PA15C - Mercedes 10PA17C - Mercedes</p>	 <p>MT0452 QTY: 1 Manifold Gasket DENSO 10P13, 10P15 Series</p>	 <p>MT0700 QTY: 1 Manifold Gasket MITSUBISHI MSC90 Series</p>	 <p>MT1602 QTY: 5 Manifold Gasket SANDEN PXE16</p>
 <p>MT2372 QTY: 1 Kit Compressor Gasket Kit DIESEL KIKI DCW17 Series</p>	 <p>MT0195 QTY: 5 Manifold Gasket DENSO 10PA15C - BMW 10PA17C - BMW</p>	 <p>MT0453 QTY: 1 Manifold Gasket DENSO 10P13, 10P15 Series</p>	 <p>MT1081 QTY: 5 Manifold Gasket DENSO 6SEU16 Series 7SB16C 7SBU16C</p>	 <p>MT1603 QTY: 5 Manifold Gasket MATSUSHITA/PANASONIC H12A1AH4DX</p>
 <p>MT2373 QTY: 1 Kit Compressor Gasket Kit DIESEL KIKI DKV11G DKV14G</p>	 <p>MT0657 QTY: 1 Manifold Gasket DENSO TV12C - R12 TV12C - R134a TV12EC - R12 TV12SC - R134a TV14C - R12 TV14EC - R12 TV14SC - R134a</p>	 <p>MT0657 QTY: 1 Manifold Gasket DENSO TV12C - R12 TV12C - R134a TV12EC - R12 TV12SC - R134a TV14C - R12 TV14EC - R12 TV14SC - R134a</p>	 <p>MT1082 QTY: 5 Manifold Gasket SANDEN PXV16</p>	

Clutch Coils		Clutch Coil Pigtails		
 <p>MT2300 QTY: 1 Clutch Coil Voltage: 12</p> <p>DENSO 10PA15 Series 10PA15C - Audi 10PA15C - BMW 10PA15C - Mercedes 10PA15VC 10PA17 Series 10PA17C - BMW 10PA17C - Mercedes 10PA17VC 10PA20 Series</p>	 <p>MT2341 QTY: 1 Clutch Coil w/ Spade High Amp - Blue Band Voltage: 12 Pigtail: MT0132</p> <p>DAEWOO V5 - Daewoo GM/HARRISON DA6 HR6, HR6-HE V5</p>	 <p>MT0129 QTY: 1 Wire Harness With Inline Diode for A/C Clutch Coil 12V 50A Red to 12 Volt Power Green to 12 Volt Coil Type: Coil</p>	 <p>MT0134 QTY: 1 Pigtail Chrysler 2 Terminal Coils Type: Coil</p>	 <p>MT1041 QTY: 1 Pigtail Ford Coil Sanden Compressors (02-00) Type: Coil</p>
 <p>MT2301 QTY: 1 Clutch Coil Voltage: 24</p> <p>DENSO 10PA15 - Heavy Duty</p>	 <p>MT2342 QTY: 1 Clutch Coil w/ Pin High Amp - Black Band Voltage: 12 Pigtail: MT0133</p> <p>GM/HARRISON R4 - Lt R4</p>	 <p>MT0130 QTY: 1 Wire Harness GM 12" Coil Extension Female to Male Spade Type: Coil</p>	 <p>MT0137 QTY: 1 Wire Harness GM 8mm Pin to Spade Type: Coil</p>	 <p>MT1084 QTY: 1 Pigtail Denso 10S Compressor Type: Coil</p>
 <p>MT2337 QTY: 1 Clutch Coil Remanufactured Voltage: 12 Pigtail: MT0132</p> <p>GM/HARRISON A6 A6 - Heavy Duty</p>	 <p>MT2343 QTY: 1 Clutch Coil w/ Pin High Amp - Black or Gray Band Voltage: 12 Pigtail: MT0133</p> <p>GM/HARRISON DA6 HD6, HT6 HR6, HR6-HE HU6 V5 V7</p>	 <p>MT0131 QTY: 1 Pigtail Ford Coil FX15/ FS10/ FS6/ 6E171/ 6P148/ HR980 Type: Coil</p>	 <p>MT0138 QTY: 1 Wire Harness GM Spade to 8mm Pin Type: Coil</p>	 <p>MT1085 QTY: 1 Pigtail Denso 10S17 Compressor Type: Coil</p>
 <p>MT2338 QTY: 1 Clutch Coil Voltage: 24 Pigtail: MT0132</p> <p>GM/HARRISON A6 - Heavy Duty</p>	 <p>MT2347 QTY: 1 Clutch Coil Large Style Voltage: 12 Pigtail: MT0131</p> <p>FORD FS10 FX15</p>	 <p>MT0132 QTY: 1 Pigtail w/Diode GM Coil w/ Spade Terminals Type: Coil</p>	 <p>MT0917 QTY: 1 Pigtail Nissan A/C Nihon Compressor Clutch Coil Connector Type: Coil</p>	 <p>MT1086 QTY: 1 Pigtail VW Compressor Type: Coil</p>
 <p>MT2338 QTY: 1 Clutch Coil Voltage: 24 Pigtail: MT0132</p> <p>GM/HARRISON A6 - Heavy Duty</p>	 <p>MT2347 QTY: 1 Clutch Coil Large Style Voltage: 12 Pigtail: MT0131</p> <p>FORD FS10 FX15</p>	 <p>MT0133 QTY: 1 Pigtail GM 8mm Pin Coil Connector Type: Coil</p>	 <p>MT0965 QTY: 1 Pigtail Chrysler, Jeep - 10PA/10S Double Pin Connector For Sanden Type: Coil</p>	 <p>MT1114 QTY: 1 Pigtail Chrysler A590/C171/6C17 Female Side Type: Coil</p>
		 <p>MT0966 QTY: 1 Pigtail Chrysler, Jeep - 10PA Single Pin Connector Type: Coil</p>	 <p>MT0966 QTY: 1 Pigtail Chrysler, Jeep - 10PA Single Pin Connector Type: Coil</p>	 <p>MT1432 QTY: 1 Wire Harness GM 8mm Pin Coil Connector Type: Coil</p>

 <p>MT1437 QTY: 1 Pigtail Denso Compressor Type: Coil</p>	 <p>MT2345 QTY: 1 Clutch Hub 21 Spline Long Shaft 23mm - Leaf Spring</p>	 <p>MT2252 QTY: 1 Rubber Dampner - Generation II Direct Drive Hub Denso 6SEU/7SEU Used with MT2382 Drive Hub</p>	 <p>MT0075 QTY: 20 Clutch Shaft Key Large Key Sanden</p>	 <p>MT0083 QTY: 20 Clutch Shims ID: 0.337" / 8.56mm OD: 0.480" / 12.19mm Thick: 0.020" / 0.51mm</p>
<p>Clutch Hubs</p>	<p>FORD FS10</p>	<p>DENSO 5SE09C 5SE12C 6SEU12 6SEU16 Series 7SEU16C</p>	<p>MT0076 QTY: 20 Compressor Clutch Locknut GM / Harrison Type: Flange Locknut Size: 3/8"-24</p>	<p>MT0084 QTY: 20 Clutch Nut Chrysler, Denso, Ford, Hitachi, Mitsubishi, Sanden, Tecumseh Type: Standard Size: M8-1.25</p>
 <p>MT2302 QTY: 1 Clutch Hub</p> <p>DENSO 10PA15 - Heavy Duty 10PA15 Series 10PA15C - Audi 10PA15C - BMW 10PA15C - Mercedes 10PA15VC 10PA17 Series 10PA17C - BMW 10PA17C - Mercedes 10PA17VC 10PA17VC - Audi 10PA17VC - Mercedes 10PA20 Series</p>	 <p>MT2346 QTY: 1 Clutch Hub 21 Spline Short Shaft 17mm - Leaf Spring</p> <p>FORD FS10</p>  <p>MT2380 QTY: 1 Kit Clutch Hub & Cover Direct Drive Hub</p> <p>DENSO 6SEU12 6SEU16 Series 7SEU16C</p>	<p>Clutch Parts</p>  <p>MT0070 QTY: 20 Clutch Shaft Key Calsonic, Daewoo, Diesel Kiki, GM/ Harrison A6, Std R4</p>  <p>MT0072 QTY: 20 Clutch Shaft Key Short Key - 0.470" x 0.158" Chrysler, Denso, Ford</p>  <p>MT0073 QTY: 20 Clutch Shaft Key Tecumseh, York</p>  <p>MT0074 QTY: 20 Clutch Shaft Key Small Key Sanden</p>	 <p>MT0079 QTY: 20 Clutch Shims ID: 0.485" / 12.32mm OD: 0.653" / 16.59mm Thick: 0.005" / 0.13mm</p>  <p>MT0080 QTY: 20 Clutch Shims ID: 0.271" / 6.88mm OD: 0.444" / 11.28mm Thick: 0.015" / 0.38mm</p>  <p>MT0081 QTY: 20 Clutch Shims ID: 0.222" / 5.64mm OD: 0.333" / 8.46mm Thick: 0.010" / 0.25mm</p>  <p>MT0082 QTY: 20 Clutch Shims ID: 0.337" / 8.56mm OD: 0.480" / 12.19mm Thick: 0.008" / 0.20mm</p>	 <p>MT0090 QTY: 20 Retaining Ring GM / Harrison Type: Internal Diameter: 0.831" Thick: 0.035"</p>  <p>MT0116 QTY: 20 Clutch Shaft Key Chrysler, Keihin</p>  <p>MT0876 QTY: 1 Clutch Hub Dust Cover GM A6</p>  <p>MT0944 QTY: 1 Kit Clutch Installation Kit GM / Harrison</p>

 <p>MT0981 QTY: 10 Retaining Ring Calsonic, Chrysler, Daewoo, Denso, Ford, GM / Harrison, Hitachi, Mitsubishi, Sanden Type: External Diameter: 1.446" Thick: 0.062" Beveled Edge Asymmetrical Lug</p>	 <p>MT2227 QTY: 20 Clutch Shim -(.010") ID: 0.325" / 8.26mm OD: 0.426" / 10.82mm Thick: 0.010" / 0.25mm</p>	 <p>MT0078 QTY: 20 Compressor Mount Bushing - Long Ford FS10 / FX15 ID: 0.352" OD: 0.432" Len: 0.60"</p>	 <p>MT0500 QTY: 1 Kit Compressor Switch, Cooling Fan GM/Harrison Compressor Replaces Red Normal: Open Closed: 283 psi Open: 210 psi Pigtail: MT0135 O-Ring: MT0272 Retaining Ring: MT0085</p>	 <p>MT0672 QTY: 1 Kit Compressor Switch, Cooling Fan GM/Harrison Compressor Normal: Closed Open: 240 psi Closed: 190 psi Pigtail: MT0135 O-Ring: MT0272 Retaining Ring: MT0085</p>
 <p>MT0982 QTY: 10 Retaining Ring Calsonic, GM / Harrison Type: Internal Diameter: 1.388" Thick: 0.050" Beveled Edge</p>	 <p>MT2229 QTY: 1 Kit Clutch Retaining Ring Kit GM / Harrison</p>	 <p>MT0085 QTY: 20 Retaining Ring Calsonic, Chrysler, Daewoo, Delphi, Denso, Ford, GM / Harrison Type: Internal Diameter: 0.971" Thick: 0.042"</p>	 <p>MT0501 QTY: 1 Kit Compressor Switch, HSLP GM/Harrison Compressor Replaces Green & Blue Normal: Open Closed: 43 psi Open: 35 psi Pigtail: MT0135 O-Ring: MT0272 Retaining Ring: MT0085</p>	 <p>MT0673 QTY: 1 Kit Compressor Switch, HSLP GM/Harrison Compressor Replaces Yellow Normal: Open Closed: 55 psi Open: 45 psi Pigtail: MT0135 O-Ring: MT0272 Retaining Ring: MT0085</p>
 <p>MT0985 QTY: 1 Kit Clutch Installation Kit Denso</p>	 <p>MT2339 QTY: 1 Kit Clutch Hub Dust Cover Kit Includes: Cover, screws and foam seal GM A6</p>	 <p>MT1230 QTY: 1 Thermal Limiter Fuse</p>	<p>Compressor Switches</p>	
 <p>MT0986 QTY: 1 Kit Clutch Installation Kit Ford</p>	 <p>MT2340 QTY: 1 Clutch Bearing Dust Shield Pad GM A6</p>	 <p>MT0447 QTY: 1 Kit Compressor Switch, HPCO GM/Harrison Compressor Replaces Red, Tan & Dk Orange Normal: Closed Open: 430 psi Closed: 200 psi Pigtail: MT0136 O-Ring: MT0272 Retaining Ring: MT0085</p>	 <p>MT0671 QTY: 1 Kit Compressor Switch, Cooling Fan GM/Harrison Compressor 2 Pin Purple w/ Pigtail Replaces Single Pin Green & White Mushrooms and Black 2-Pin Normal: Open Closed: 283 psi Open: 210 psi O-Ring: MT0272 Retaining Ring: MT0085</p>	 <p>MT0674 QTY: 1 Kit Compressor Switch, HSLP GM/Harrison Compressor 2 Pin Black w/ Pigtail Replaces Single Pin White & Lt. Blue Straight Normal: Open Closed: 55 psi Open: 45 psi O-Ring: MT0272 Retaining Ring: MT0085</p>
 <p>MT0989 QTY: 20 Clutch Nut GM / Harrison Type: Locknut Size: M9-1.25</p>	 <p>MT0077 QTY: 20 Compressor Mount Bushing - Short Ford FS10 / FX15 ID: 0.352" OD: 0.432" Len: 0.40"</p>			



MT0678 QTY: 1 Kit
Compressor Switch, HPCO

GM/Harrison Compressor 2 Pin Blue w/ Pigtail Replaces Single Pin Red Mushroom & Straight
Normal: Closed
Open: 430 psi
Closed: 200 psi
O-Ring: MT0272
Retaining Ring: MT0085



MT1316 QTY: 1 Kit
Compressor Switch, HPCO

GM Denso 10S Compressor Replaces Red, Purple & Orange
Normal: Closed
Open: 470 psi
Closed: 245 psi
Pigtail: MT1341
O-Ring: MT0272
Retaining Ring: MT0085



MT1353 QTY: 1 Kit
Compressor Switch, HPCO

Chrysler Denso 10S Compressor
Normal: Closed
Open: 460 psi
Closed: 365 psi
O-Ring: MT0272
Retaining Ring: MT0085



MT1495 QTY: 1 Kit
Compressor Switch, Super Heat GM A6

O-Ring: MT0272
Retaining Ring: MT0085

Control Valves



MT2153 QTY: 1 Kit
Control Valve

Red R12
O-Ring Kit: MT2156
Screen: MT2249

CALSONIC
CWV615, 617, 618
V5-15C, V5-15F, V5-15G
GM/HARRISON
V5



MT2157 QTY: 1 Kit
Control Valve

Orange R134a
O-Ring Kit: MT2156
Screen: MT2249

CALSONIC
CWV615, 617, 618
V5-15C, V5-15F, V5-15G

DAEWOO
V5 - Daewoo

DELPHI
CVC125, CVC135
CVC165, CVC185

GM/HARRISON
V5



MT2240 QTY: 1 Kit
Control Valve

Purple R134a
O-Ring Kit: MT2156
Screen: MT2249

GM/HARRISON
V7



MT2241 QTY: 1 Kit
Control Valve Yellow

O-Ring Kit: MT2156
Screen: MT2249

DELPHI
CVC165, CVC185



MT2251 QTY: 1 Kit
Control Valve

O-Ring Kit: MT2261
Screen: MT2257

CHRYSLER
6C17

DENSO
6CA17C
7SB16C



MT2253 QTY: 1 Kit
Control Valve

O-Ring Kit: MT2254

DENSO
5SE09C
5SE12C



MT2256 QTY: 1 Kit
Control Valve

Clear Epoxy
O-Ring Kit: MT2255
Screen: MT2257

DENSO
5SL12CJ
7SB16C
7SBU16C



MT2258 QTY: 1 Kit
Control Valve

O-Ring Kit: MT2259

DENSO
6SEU12
6SEU16 Series
7SEU16C



MT2260 QTY: 1 Kit
Control Valve

DENSO
7SB16C
7SBU16C



MT2262 QTY: 1 Kit
Control Valve

Green Epoxy
O-Ring Kit: MT2255
Screen: MT2257

DENSO
7SBU16C



MT2270 QTY: 1 Kit
Control Valve

HALLA
FS18
FS20

SANDEN
Scroll



MT2280 QTY: 1 Kit
Control Valve

O-Ring Kit: MT2156
Screen: MT2249

CALSONIC
CSV17

New for 2013



MT2282 QTY: 1 Kit
Control Valve

DENSO
6SEU12
6SEU16 Series
7SEU16C

New for 2013



MT2283 QTY: 1 Kit
Control Valve

Straight Connector

DENSO
6SEU16C

New for 2013



MT2284 QTY: 1 Kit
Control Valve

90 Degree Connector

DENSO
6SEU16C



MT2303 QTY: 1 Kit
Control Valve

Set for 1.8kgf/cm2

SANDEN
SD6V12
SD7V12

















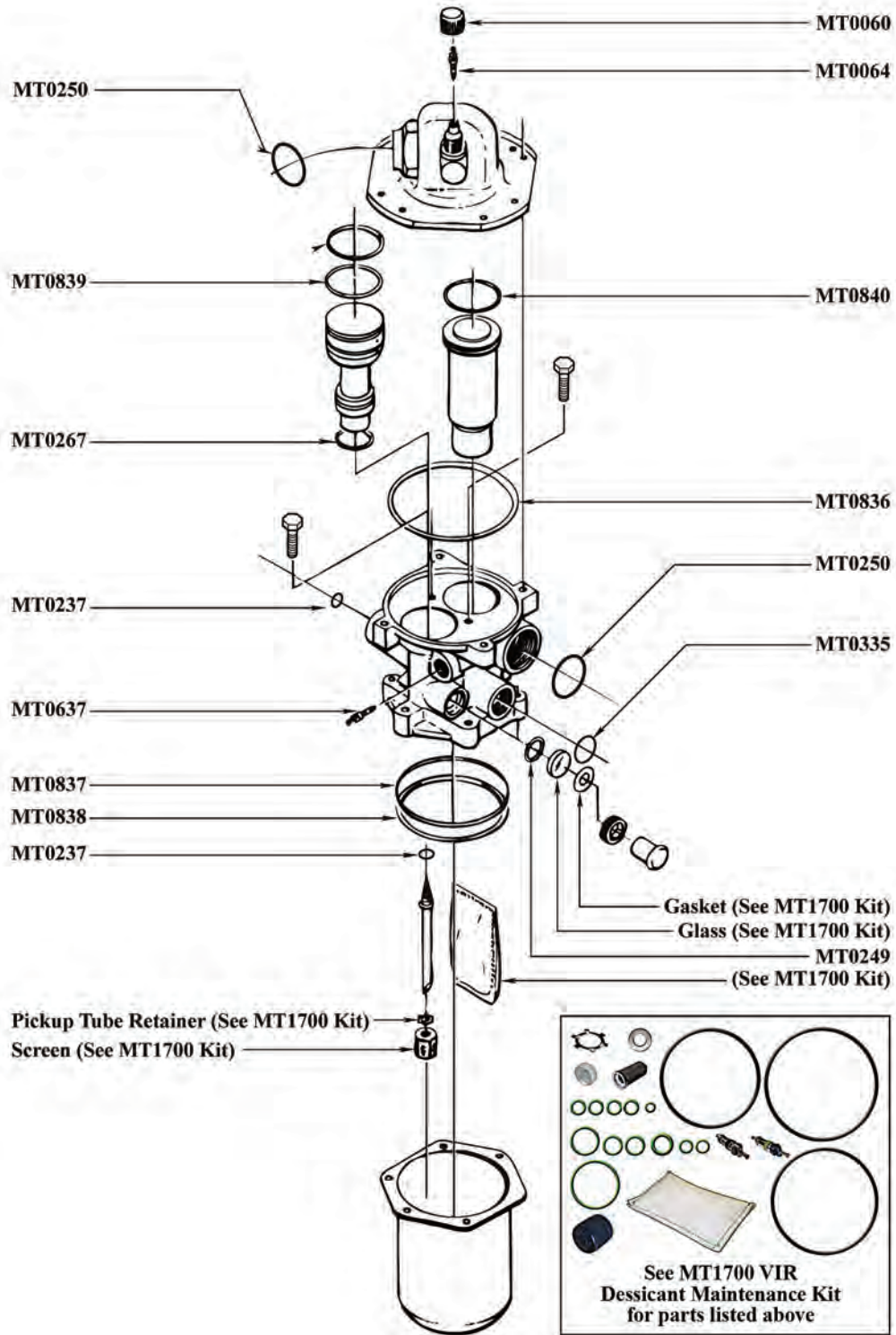
MT2304 QTY: 1 Kit
Control Valve

Set for 1.5kgf/cm2

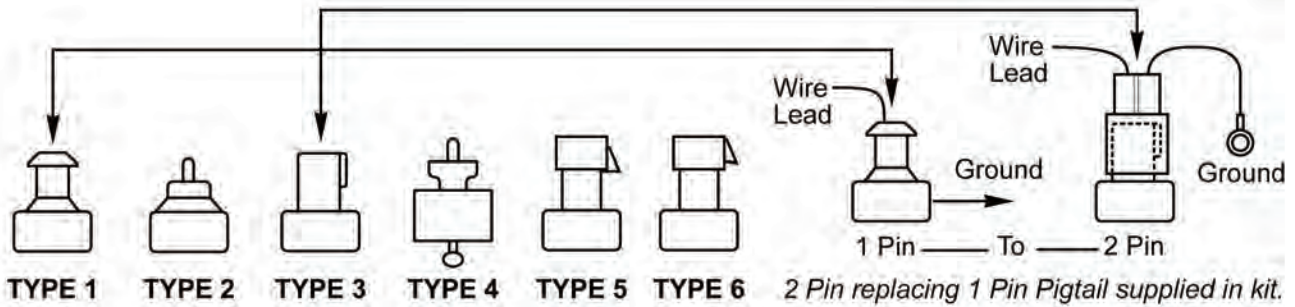
SANDEN
PXV16
SD7V16

 <p>MT2249 QTY: 1 Kit Control Valve Screen Use on MT2153, MT2157, MT2240, MT2241, MT2280 Control Valves</p> <p>CALSONIC CSV717 CWV615, 617, 618 V5-15C, V5-15F, V5-15G</p> <p>DAEWOO V5 - Daewoo</p> <p>DELPHI CVC125, CVC135 CVC165, CVC185</p> <p>GM/HARRISON V5 V7</p>	 <p>MT1090 QTY: 5 Control Valve Plate Gasket For MT2270</p> <p>HALLA FS18 FS20</p> <p>SANDEN Scroll</p>	 <p>MT2259 QTY: 1 Kit Control Valve Repair Kit For MT2258</p> <p>DENSO 6SEU12 6SEU16 Series 7SEU16C</p>	 <p>MT1522 QTY: 1 Fitting Fitting A Thread: 1/8" NPT Male Fitting B Thread: 7/16"-20 Male Flare w/ Valve Core</p>	 <p>MT1350 QTY: 1 High Pressure Relief Valve (HPRV) Fitting: M10-1.25 Male Non-Captive</p>
 <p>MT2257 QTY: 1 Kit Control Valve Screen Use on MT2251, MT2256, MT2262 Control Valves</p> <p>CHRYSLER 6C17</p> <p>DENSO 5SL12CJ 6CA17C 7SB16C 7SBU16C</p>	 <p>MT2156 QTY: 1 Kit Control Valve Repair Kit For MT2153, MT2157, MT2240, MT2241, MT2280</p> <p>CALSONIC CSV717 CWV615, 617, 618 V5-15C, V5-15F, V5-15G</p> <p>DAEWOO V5 - Daewoo</p> <p>DELPHI CVC125, CVC135 CVC165, CVC185</p> <p>GM/HARRISON V5 V7</p>	 <p>MT2261 QTY: 1 Kit Control Valve Repair Kit For MT2251</p> <p>CHRYSLER 6C17</p> <p>DENSO 6CA17C 7SB16C</p> <p>Fittings</p>	 <p>MT1606 QTY: 1 Fitting Fitting A Thread: 3/8"-24 Male Captive Fitting B Thread: M10-1.25 Male Flare w/ Valve Core O-Ring: MT0245</p>	 <p>MT1351 QTY: 1 Kit High Pressure Relief Valve (HPRV) Fitting: M10-1.5 Male Non-Captive</p>
 <p>MT1616 QTY: 1 Pigtail Denso 5SE Control Valve Connector Type: Control Valve</p>	 <p>MT2254 QTY: 1 Kit Control Valve Repair Kit For MT2253</p> <p>DENSO 5SE09C 5SE12C</p>	 <p>MT1340 QTY: 1 Fitting Converts 7/16"-20 Female Flare to 3/8"-24 Male (w/ Valve Core) Fitting A Thread: 3/8"-24 Male Fitting B Thread: 7/16"-20 Male Flare w/ Valve Core O-Ring: MT0245</p>	 <p>MT1607 QTY: 1 Fitting Fitting A Thread: 3/8"-24 Male Captive Fitting B Thread: M12-1.50 Male Flare w/ Valve Core O-Ring: MT0245</p>	 <p>MT1352 QTY: 1 Kit High Pressure Relief Valve (HPRV) Fitting: M11-1.5 Male Non-Captive</p>
 <p>MT1620 QTY: 1 Pigtail Denso Control Valve Connector Type: Control Valve</p>	 <p>MT2255 QTY: 1 Kit Control Valve Repair Kit For MT2256 and MT2262</p> <p>DENSO 5SL12CJ 7SB16C 7SBU16C</p>	 <p>MT1519 QTY: 1 Fitting Fitting A Thread: 3/8"-28 UNF Fitting B Thread: 7/16"-20 Male Flare w/ Valve Core</p>	<p>Pressure Relief Valves</p>  <p>MT0460 QTY: 1 Kit High Pressure Relief Valve (HPRV) Fitting: 3/8"-24 Male Captive</p>	 <p>MT1610 QTY: 1 Kit High Pressure Relief Valve (HPRV) Fits Sanden TR, TRF Series Compressors Fitting: M10-1.0 Male Captive</p>
		 <p>MT1520 QTY: 1 Fitting Fitting A Thread: 1/8" NPT Male Fitting B Thread: 3/16"-20 Male Flare w/ Valve Core</p>	 <p>MT1349 QTY: 1 High Pressure Relief Valve (HPRV) Fitting: 3/8"-24 Male Non-Captive</p>	 <p>MT1611 QTY: 1 Kit High Pressure Relief Valve (HPRV) Fits Mitsubishi MSC090, FX105, AX105 Series Compressors Fitting: 3/8"-28 Male Captive</p>

 <p>MT1613 QTY: 1 Kit High Pressure Relief Valve (HPRV) Fitting: M10-1.0 Male Non-Captive</p>	 <p>MT1549 QTY: 1 Conversion Fitting Fitting A: 3/8"-24 Female Captive Fitting B: 3/8"-24 Male Captive</p>	 <p>MT0838 QTY: 10 VIR Housing to Receiver Shell (Lower) O-Ring</p>		
 <p>MT1614 QTY: 1 Kit High Pressure Relief Valve (HPRV) Fitting: M12-1.0 Male Non-Captive</p>	 <p>MT1604 QTY: 1 Conversion Fitting Fits All Sanden TR, TRF Series Compressors Fitting A: M10-1.25 Female Captive Fitting B: M10-1.0 Male Captive</p>	 <p>MT0839 QTY: 10 VIR Expansion Valve O-Ring</p>		
 <p>MT1615 QTY: 1 Kit High Pressure Relief Valve (HPRV) Fitting: M11-1.0 Male Non-Captive</p>	 <p>MT1605 QTY: 1 Conversion Fitting Fits All Mitsubishi MSC090 Compressors Fitting A: 3/8"-24 Female Captive Fitting B: 3/8"-28 Male Captive</p>	 <p>MT0840 QTY: 10 VIR POA Valve O-Ring</p>		
 <p>MT1348 QTY: 1 Conversion Fitting Converts 3/8"-24 Male (w/ Captive O-Ring) to M11-1.5 Male Non-Captive Fitting A: 3/8"-24 Female Captive Fitting B: M11-1.5 Male Non-Captive</p>	<p>VIR Kits</p>  <p>MT0836 QTY: 10 VIR Inlet Connector Shell to Housing O-Ring</p>	<p>MT1700 QTY: 1 Kit VIR Dessicant Maintenance Kit Contains O-Rings, Desiccant Bag, Sight Glass, Tube Filter and Valve Cores.</p>		
 <p>MT1548 QTY: 1 Conversion Fitting Fitting A: M10-1.25 Female Captive Fitting B: M10-1.5 Male Non-Captive</p>	 <p>MT0837 QTY: 10 VIR Housing to Receiver Shell (Upper) Lathe Cut</p>			



Compressor Switch Conversion Chart



Delco		Ref#	GM #	Original		Oper	Normal	Temp /	Temp /	Type	Color	Switch	Pigtail
Original	S/S			Color	Term								
15-2110	NA	6551059	9956970	Metal	1	SH	Open	NA	NA	4	Metal	MT1495	NA
15-2110	NA	6599306	9956970	Metal	1	SH	Open	NA	NA	4	Metal	MT1495	NA
15-2122	NA	6552017	2724020	White	1	HSLP	Open	20/30	NA	2	Black	MT0674	MT0135*
15-2122	NA	6551368	2724020	White	1	HSLP	Open	20/30	NA	2	Black	MT0674	MT0135*
15-2150	NA	6552034	2724064	White	1	Fan	Open	210	260/305	1	Purple	MT0671	MT0136*
15-2150	NA	6551459	2724064	White	1	Fan	Open	210	260/305	1	Purple	MT0671	MT0136*
15-2159	NA	6551454	2724185	Lt. Blue	1	HSLP	Open	20/30	NA	2	Black	MT0674	MT0135*
15-2159	NA	6552018	2724185	Lt. Blue	1	HSLP	Open	20/30	NA	2	Black	MT0674	MT0135*
15-2194	NA	6551651	2724236	Red	1	HPCO	Closed	250/150	450/410	1	Blue	MT0678	MT0136*
15-2206	NA	6551751	2724256	Red	1	HPCO	Closed	250/150	450/410	2	Blue	MT0678	MT0136*
15-2235	NA	6551828	2724279	Green	1	Fan	Open	260	305/210	1	Purple	MT0671	MT0135*
15-2235	NA	6561543	6595212	Black	2	Fan	Open	260	305/210	3	Purple	MT0671	MT0135*
15-2331	15-2830	6551917	2724333	Red	2	HPCO	Closed	250/150	450/410	3	Lt. Blue	MT0447	MT0136
15-2333	15-2830	6551943	2724335	Tan	2	HPCO	Closed	250/150	450/410	3	Lt. Blue	MT0447	MT0136
15-2335	15-2830	6551917	2724333	Red	2	HPCO	Closed	250/150	450/410	3	Lt. Blue	MT0447	MT0136
15-2830	NA	6559741	2724727	Lt. Blue	2	HPCO	Closed	250/150	450/410	3	Lt. Blue	MT0447	MT0136
15-2332	15-2831	6551967	2724334	Green	2	HSLP	Open	45/55	NA	3	Brown	MT0501	MT0135
15-2332	15-2831	6551967	2724336	Green	2	HSLP	Open	45/55	NA	3	Brown	MT0501	MT0135
15-2831	NA	6559742	2724728	Brown	2	HSLP	Open	45/55	NA	3	Brown	MT0501	MT0135
15-2334	15-2831	6551946	2724336	Blue	2	HSLP	Open	45/55	NA	3	Brown	MT0501	MT0135
15-2335	NA	6551944	2724338	Gray	2	Fan	Closed	170	220/260	3	Gray	MT0672	MT0136
15-2336	NA	6551999	2724339	Yellow	2	HSLP	Open	45	48/55	3	Black	MT0673	MT0135
15-2503	NA	6551998	2724434	Purple	2	Fan	Open	200	300/260	3	Purple	MT0500	MT0135
15-2916	15-2830	6559772	2724863	Dk. Orange	2	HPCO	Closed	250/150	450/410	3	Lt. Blue	MT0447	MT0136
15-20104	NA	6559906	2724911	Red	2	Fan	Open	210	305/260	3	Purple	MT0500	MT0136
15-5687	NA	6561260	2724976	Red	2	HPCO	Closed	200/250	450/470	5	Red	MT1316	MT1341
NA	NA	NA	NA	Purple	2	HPCO	Closed	200/250	450/470	5	Red	MT1316	MT1341
NA	NA	NA	NA	Orange	2	HPCO	Closed	200/250	450/470	5	Red	MT1316	MT1341
NA	NA	NA	NA	Green	2	HPCO	Closed	365	460	6	Green	MT1353	NA

* Pigtail included in Switch Kit



MT1546
Switch Puller
Used for GM & Chrysler
Denso Oval Compressor Switches



MT1627
Switch Puller
Used for GM Round
Compressor Switches



Secure the Switch Puller into position around switch. Turn and lock on switch. Pull to remove switch.

 <p>MT0129 QTY: 1 Wire Harness With Inline Diode for A/C Clutch Coil 12V 50A Red to 12 Volt Power Green to 12 Volt Coil Type: Coil</p>	 <p>MT0135 QTY: 1 Pigtail LPCO / Fan Switch Connector Type: Switch Alfa Romeo 95-94 Dodge Trucks 97-94 Fiat 05-94 GM Cars 05-71 GM Trucks 05-85</p>	 <p>MT0139 QTY: 1 Pigtail 2 Blade Low Pressure Cut-Out Switches Type: Switch Alfa Romeo 93-88 AMC 87-80 Audi 95-78 Chrysler Cars 02-65 Dodge Trucks 93-69 Eagle 92-88 Fiat 93-87 GM Cars 01-74 GM Trucks 99-73 Honda 87-73 Isuzu 92-87 Jeep 95-82 Lexus 91-90 Mazda 88-82 Mercedes 95-69 Nissan 89-68 Saab 93-84 Subaru 87-78 Toyota 93-69 Volvo 93-83</p>	 <p>MT0656 QTY: 1 Pigtail Chrysler Pressure Transducer Requires Terminal Connection to Wire Type: Switch Chrysler Cars 12-93 Dodge Trucks 11-00 Jeep 12-97 Mitsubishi 09-06</p>	 <p>MT0900 QTY: 1 Pigtail A/C Relay 3 Terminals Type: Relay Dodge Trucks 80-72 Ford Trucks 85-75 GM Cars 70-68</p>
 <p>MT0130 QTY: 1 Wire Harness GM 12" Coil Extension Female to Male Spade Type: Coil</p>	 <p>MT0136 QTY: 1 Pigtail HPCO Switch Connector Type: Switch Audi 93-87 Dodge Trucks 97-94 GM Cars 05-82 GM Trucks 05-85 Jeep 96-93</p>	 <p>MT0806 QTY: 1 Kit Pigtail Relay Repair Kit Type: Relay AMC 85-68 Chrysler Cars 06-81 Chrysler Cars 79 Chrysler Cars 76-67 Dodge Trucks 93-87 Dodge Trucks 84-82 Ford Cars 80-72 GM Cars 85-62 GM Trucks 77-65</p>	 <p>MT0901 QTY: 1 Pigtail Ford Radiator Cooling Fan Motor Type: Rad Fan</p>	
 <p>MT0131 QTY: 1 Pigtail Ford Coil FX15/ FS10/ FS6/ 6E171/ 6P148/ HR980 Type: Coil</p>	 <p>MT0137 QTY: 1 Wire Harness GM 8mm Pin to Spade Type: Coil</p>	 <p>MT0140 QTY: 1 Pigtail Ford Clutch Cycle Switch - w/o Weather Boot Type: Switch</p>	 <p>MT0903 QTY: 1 Pigtail w/o Bracket - Bosch 4 or 5 Terminal Relays Type: Relay Chrysler Cars 95-89 Dodge Trucks 96-89 Ford Cars 03-96 Ford Trucks 97-91 GM Cars 98-83 GM Trucks 94-88 Jeep 03-02 Jeep 98-91</p>	
 <p>MT0132 QTY: 1 Pigtail w/Diode GM Coil w/ Spade Terminals Type: Coil</p>	 <p>MT0138 QTY: 1 Wire Harness GM Spade to 8mm Pin Type: Coil</p>	 <p>MT0599 QTY: 1 Pigtail Chrysler Pressure Switches Type: Switch Chrysler Cars 95-89 Dodge Trucks 99-94 Jeep 98-94</p>	 <p>MT0904 QTY: 1 Pigtail Ford Clutch Cycling Switch - w/ Weather Boot Type: Switch Ford Cars 98-80 Ford Trucks 99-80 Jeep 98-93 Mazda 96-91 Merkur 87-85 Nissan 97-93</p>	
 <p>MT0133 QTY: 1 Pigtail GM 8mm Pin Coil Connector Type: Coil</p>		 <p>MT0896 QTY: 1 Pigtail Ford Switches Type: Switch Ford Cars 12-92 Ford Trucks 12-93 Mazda 13-97 Nissan 99-98</p>		
 <p>MT0134 QTY: 1 Pigtail Chrysler 2 Terminal Coils Type: Coil</p>				

 <p>MT0905 QTY: 1 Pigtail Ford A/C Blower Motor Resistor Type: Resistor</p>	 <p>MT0911 QTY: 1 Pigtail w/ Mtg Bracket - Bosch 4 or 5 Terminal Relay Type: Relay</p>	 <p>MT0916 QTY: 1 Pigtail Ford Coolant Temp Sensor Type: Switch</p>	 <p>MT1084 QTY: 1 Pigtail Denso 10S Compressor Type: Coil</p>	 <p>MT1324 QTY: 1 Kit Wiring Harness Repair Kit GM Sensor Refrigerant Temperature Type: Switch</p>																																										
 <p>MT0906 QTY: 1 Pigtail Ford Blower Switch with A/C Type: Switch</p> <p>Ford Cars 89-75 Ford Trucks 91-78</p>	<table border="0"> <tr><td>AMC</td><td>85</td></tr> <tr><td>Audi</td><td>96-78</td></tr> <tr><td>BMW</td><td>85-78</td></tr> <tr><td>BMW</td><td>76-68</td></tr> <tr><td>Chrysler Cars</td><td>04-80</td></tr> <tr><td>Ford Cars</td><td>01-97</td></tr> <tr><td>Ford Trucks</td><td>96-92</td></tr> <tr><td>GM Cars</td><td>03-78</td></tr> <tr><td>GM Trucks</td><td>97-92</td></tr> <tr><td>Jeep</td><td>01-84</td></tr> <tr><td>Volkswagen</td><td>92-80</td></tr> </table>	AMC	85	Audi	96-78	BMW	85-78	BMW	76-68	Chrysler Cars	04-80	Ford Cars	01-97	Ford Trucks	96-92	GM Cars	03-78	GM Trucks	97-92	Jeep	01-84	Volkswagen	92-80	<table border="0"> <tr><td>Ford Cars</td><td>06-01</td></tr> <tr><td>Ford Cars</td><td>95-80</td></tr> <tr><td>Ford Trucks</td><td>95-81</td></tr> <tr><td>Mazda</td><td>94-91</td></tr> <tr><td>Merkur</td><td>89-86</td></tr> </table>	Ford Cars	06-01	Ford Cars	95-80	Ford Trucks	95-81	Mazda	94-91	Merkur	89-86	 <p>MT1085 QTY: 1 Pigtail Denso 10S17 Compressor Type: Coil</p>	 <p>MT1325 QTY: 1 Pigtail GM Square Relays w/ Mini Pins Type: Relay</p>										
AMC	85																																													
Audi	96-78																																													
BMW	85-78																																													
BMW	76-68																																													
Chrysler Cars	04-80																																													
Ford Cars	01-97																																													
Ford Trucks	96-92																																													
GM Cars	03-78																																													
GM Trucks	97-92																																													
Jeep	01-84																																													
Volkswagen	92-80																																													
Ford Cars	06-01																																													
Ford Cars	95-80																																													
Ford Trucks	95-81																																													
Mazda	94-91																																													
Merkur	89-86																																													
 <p>MT0907 QTY: 1 Pigtail Ford Engine Cooling Fan Switch Type: Switch</p> <p>Ford Cars 86-84 Merkur 89-86</p>	 <p>MT0912 QTY: 1 Wire Harness Toyota - Converts Round Plug to Oval Plug</p>	 <p>MT0917 QTY: 1 Pigtail Nissan A/C Nihon Compressor Clutch Coil Connector Type: Coil</p>	 <p>MT1086 QTY: 1 Pigtail VW Compressor Type: Coil</p>	<p>MT1326 QTY: 1 Pigtail GM Square Relays w/ Standard Pins Type: Relay</p> <p>Chrysler Cars 04-99 GM Cars 93-86</p>																																										
 <p>MT0908 QTY: 1 Pigtail GM Compressor Pressure Switch Type: Switch</p> <p>GM Cars 92-84</p>	 <p>MT0914 QTY: 1 Pigtail Coolant Temp Sensor Type: Switch</p>	 <p>MT0965 QTY: 1 Pigtail Chrysler, Jeep - 10PA/10S Double Pin Connector For Sanden Type: Coil</p>	 <p>MT1114 QTY: 1 Pigtail Chrysler A590/C171/6C17 Female Side Type: Coil</p>	 <p>MT1327 QTY: 1 Pigtail GM 5 Terminal Rectangle Relays Type: Relay</p> <p>GM Cars 94-65 GM Trucks 94-77</p>																																										
 <p>MT0909 QTY: 1 Pigtail Toyota Oval Plug Nippondenso 3 Terminal</p>	<table border="0"> <tr><td>Acura</td><td>99-96</td></tr> <tr><td>Chrysler Cars</td><td>97-85</td></tr> <tr><td>Dodge Trucks</td><td>95-89</td></tr> <tr><td>Eagle</td><td>98-88</td></tr> <tr><td>Geo</td><td>93-90</td></tr> <tr><td>GM Cars</td><td>09-79</td></tr> <tr><td>GM Trucks</td><td>09-86</td></tr> <tr><td>Honda</td><td>02-94</td></tr> <tr><td>Isuzu</td><td>04-89</td></tr> <tr><td>Isuzu</td><td>87-86</td></tr> <tr><td>Jeep</td><td>97-91</td></tr> <tr><td>Saab</td><td>05</td></tr> <tr><td>Saturn</td><td>07-00</td></tr> </table>	Acura	99-96	Chrysler Cars	97-85	Dodge Trucks	95-89	Eagle	98-88	Geo	93-90	GM Cars	09-79	GM Trucks	09-86	Honda	02-94	Isuzu	04-89	Isuzu	87-86	Jeep	97-91	Saab	05	Saturn	07-00	 <p>MT0966 QTY: 1 Pigtail Chrysler, Jeep - 10PA Single Pin Connector Type: Coil</p>	 <p>MT1238 QTY: 1 Pigtail Toyota Oval 4 Pin Denso Trinary Switches Type: Switch</p>	<table border="0"> <tr><td>Acura</td><td>08-88</td></tr> <tr><td>Honda</td><td>02-99</td></tr> <tr><td>Isuzu</td><td>04-91</td></tr> <tr><td>Lexus</td><td>03-90</td></tr> <tr><td>Mazda</td><td>12-03</td></tr> <tr><td>Mazda</td><td>97-93</td></tr> <tr><td>Mitsubishi</td><td>98-91</td></tr> <tr><td>Toyota</td><td>09-87</td></tr> </table>	Acura	08-88	Honda	02-99	Isuzu	04-91	Lexus	03-90	Mazda	12-03	Mazda	97-93	Mitsubishi	98-91	Toyota	09-87
Acura	99-96																																													
Chrysler Cars	97-85																																													
Dodge Trucks	95-89																																													
Eagle	98-88																																													
Geo	93-90																																													
GM Cars	09-79																																													
GM Trucks	09-86																																													
Honda	02-94																																													
Isuzu	04-89																																													
Isuzu	87-86																																													
Jeep	97-91																																													
Saab	05																																													
Saturn	07-00																																													
Acura	08-88																																													
Honda	02-99																																													
Isuzu	04-91																																													
Lexus	03-90																																													
Mazda	12-03																																													
Mazda	97-93																																													
Mitsubishi	98-91																																													
Toyota	09-87																																													
 <p>MT0910 QTY: 1 Pigtail Toyota Oval 3 Terminal for Nippondenso</p>	 <p>MT0915 QTY: 1 Pigtail Ford Engine Cooling Fan Switch Type: Switch</p> <p>Ford Cars 90-84</p>	 <p>MT1041 QTY: 1 Pigtail Ford Coil Sanden Compressors (02-00) Type: Coil</p>																																												

 <p>MT1329 QTY: 1 Pigtail GM 3Terminal Round Pressure Switches Type: Switch</p> <table border="0"> <tr><td>Ford Cars</td><td>12-06</td></tr> <tr><td>GM Cars</td><td>13-87</td></tr> <tr><td>GM Trucks</td><td>13-96</td></tr> <tr><td>Isuzu</td><td>08-98</td></tr> <tr><td>Saab</td><td>11-94</td></tr> <tr><td>Saturn</td><td>10-03</td></tr> </table>	Ford Cars	12-06	GM Cars	13-87	GM Trucks	13-96	Isuzu	08-98	Saab	11-94	Saturn	10-03	 <p>MT1388 QTY: 1 In-Line Fuse Holder 30 Amp ATO Blade Type Fuse</p>	 <p>MT1629 QTY: 1 Wire Harness GM 2 Terminal Oval Pressure Switches Type: Switch</p>	 <p>MT4074 QTY: 1 Kit Pigtail Type: Switch</p> <table border="0"> <tr><td>Chrysler Cars</td><td>08-04</td></tr> <tr><td>Dodge Trucks</td><td>06-03</td></tr> <tr><td>Mercedes</td><td>05-94</td></tr> </table>	Chrysler Cars	08-04	Dodge Trucks	06-03	Mercedes	05-94		
Ford Cars	12-06																						
GM Cars	13-87																						
GM Trucks	13-96																						
Isuzu	08-98																						
Saab	11-94																						
Saturn	10-03																						
Chrysler Cars	08-04																						
Dodge Trucks	06-03																						
Mercedes	05-94																						
 <p>MT1330 QTY: 1 Pigtail GM A/C Control Module Type: Controller</p>	 <p>MT1431 QTY: 1 Pigtail GM 2 Terminal Oval Pressure Switches Type: Switch</p> <table border="0"> <tr><td>Audi</td><td>98-94</td></tr> <tr><td>GM Cars</td><td>07-93</td></tr> <tr><td>GM Trucks</td><td>10-94</td></tr> </table>	Audi	98-94	GM Cars	07-93	GM Trucks	10-94	 <p>MT1689 QTY: 1 Wire Harness Type: Switch</p> <table border="0"> <tr><td>Dodge Trucks</td><td>03-98</td></tr> <tr><td>Jeep</td><td>04-98</td></tr> </table>	Dodge Trucks	03-98	Jeep	04-98	 <p>MT4075 QTY: 1 Kit Pigtail Type: Switch</p> <table border="0"> <tr><td>GM Cars</td><td>11-03</td></tr> <tr><td>Jaguar</td><td>12-03</td></tr> <tr><td>Lexus</td><td>13-06</td></tr> <tr><td>Subaru</td><td>12-10</td></tr> <tr><td>Toyota</td><td>13-05</td></tr> </table>	GM Cars	11-03	Jaguar	12-03	Lexus	13-06	Subaru	12-10	Toyota	13-05
Audi	98-94																						
GM Cars	07-93																						
GM Trucks	10-94																						
Dodge Trucks	03-98																						
Jeep	04-98																						
GM Cars	11-03																						
Jaguar	12-03																						
Lexus	13-06																						
Subaru	12-10																						
Toyota	13-05																						
 <p>MT1331 QTY: 1 Pigtail GM 5 Pin Oval Relay Type: Relay</p> <table border="0"> <tr><td>GM Cars</td><td>94-87</td></tr> <tr><td>GM Trucks</td><td>95-90</td></tr> </table>	GM Cars	94-87	GM Trucks	95-90	 <p>MT1432 QTY: 1 Wire Harness GM 8mm Pin Coil Connector Type: Coil</p>	 <p>MT1810 QTY: 1 Wire Harness GM Blower Resistor Module Type: Resistor</p> <table border="0"> <tr><td>GM Cars</td><td>07-97</td></tr> <tr><td>GM Trucks</td><td>09-96</td></tr> <tr><td>Isuzu</td><td>08-03</td></tr> </table>	GM Cars	07-97	GM Trucks	09-96	Isuzu	08-03											
GM Cars	94-87																						
GM Trucks	95-90																						
GM Cars	07-97																						
GM Trucks	09-96																						
Isuzu	08-03																						
 <p>MT1341 QTY: 1 Pigtail GM Oval 2 Pin Red, Purple, Orange Compressor Switch Type: Switch</p> <table border="0"> <tr><td>GM Cars</td><td>07-02</td></tr> <tr><td>GM Trucks</td><td>09-99</td></tr> </table>	GM Cars	07-02	GM Trucks	09-99	 <p>MT1434 QTY: 1 In-Line Fuse Holder H.D. #6 Wire Max AMP Fuse</p>	<div style="background-color: red; color: white; text-align: center; padding: 2px;">New for 2013</div>  <p>MT3401 QTY: 1 Kit Wire Harness Ford Sterling Blower Resistor Module Type: Resistor</p>																	
GM Cars	07-02																						
GM Trucks	09-99																						
 <p>MT1345 QTY: 1 Pigtail 5 Terminal Switches Type: Switch</p> <table border="0"> <tr><td>AMC</td><td>85-68</td></tr> </table>	AMC	85-68	 <p>MT1437 QTY: 1 Pigtail Denso Compressor Type: Coil</p>	 <p>MT4073 QTY: 1 Kit Pigtail Type: Switch</p> <table border="0"> <tr><td>Audi</td><td>11-00</td></tr> <tr><td>Porsche</td><td>12-05</td></tr> <tr><td>Volkswagen</td><td>10-92</td></tr> </table>	Audi	11-00	Porsche	12-05	Volkswagen	10-92													
AMC	85-68																						
Audi	11-00																						
Porsche	12-05																						
Volkswagen	10-92																						
	 <p>MT1626 QTY: 1 Pigtail GM 2 Terminal Oval Pressure Switches Type: Switch</p> <table border="0"> <tr><td>GM Cars</td><td>02-99</td></tr> <tr><td>GM Trucks</td><td>02-94</td></tr> </table>	GM Cars	02-99	GM Trucks	02-94																		
GM Cars	02-99																						
GM Trucks	02-94																						

Fuses



MT1230 QTY: 1
Thermal Limiter Fuse
Audi 83-78
GM Cars 77-57
GM Trucks 77-59

Control Modules




MT0677 QTY: 1
Constant Control Relay Module (CCRM)
Radiator Fan Controller
Ford Cars 93-90



MT0680 QTY: 1
Constant Control Relay Module (CCRM)
Radiator Fan Controller
Ford Cars 92-90



MT0681 QTY: 1
Constant Control Relay Module (CCRM)
Radiator Fan Controller
Ford Cars 93-89



MT0683 QTY: 1
Constant Control Relay Module (CCRM)
Radiator Fan Controller
Ford Cars 88-82



MT0686 QTY: 1
ATC Power Module
GM Cars 93-86




MT0820 QTY: 1
Constant Control Relay Module (CCRM)
Radiator Fan Controller
Ford Cars 91-90



MT0946 QTY: 1
Constant Control Relay Module (CCRM)
Radiator Fan Controller
Ford Cars 95-90



MT1073 QTY: 1
Constant Control Relay Module (CCRM)
Radiator Fan Controller
Ford Cars 03-00
Ford Cars 98-94



MT1381 QTY: 1
Constant Control Relay Module (CCRM)
Radiator Fan Controller
Ford Cars 93-87
Ford Cars 84

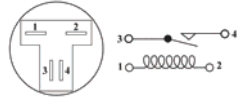
Relays



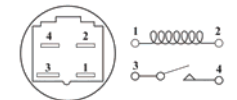
MT0218 QTY: 1
Relay
A/C Control
Automatic Choke
Nissan 83-78



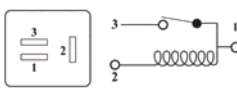
MT0219 QTY: 1
Relay
A/C Compressor Clutch Control
A/C Control
Blower Motor
Cruise Control
EGR
Fog Lamp
Fuel Pump
Head Lamp
Heater Control
Power Control
Radiator Fan
Rear Window Defogger
Sun Roof
Infiniti 94-90
Nissan 97-83



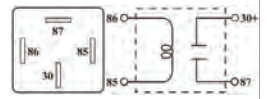
MT0220 QTY: 1
Relay
A/C Compressor Clutch Control
A/C Control
Blower Motor
Compressor Clutch Cut-Off
Condenser Fan Control
Radiator Fan
Refrigeration Blower
GM Cars 88-85
Lexus 96-90
Toyota 97-81



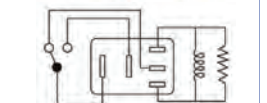
MT0221 QTY: 1
Relay
A/C Compressor Clutch Control
A/C Control
Blower Motor
Power Control
Radiator Fan
Acura 10-99
Chrysler Cars 11-95
Dodge Trucks 07-97
Ford Cars 12-97
Ford Trucks 12-95
GM Cars 09-03
Honda 07-99
Jeep 07-97
Jeep 92-91
Lexus 00-92
Toyota 06-95



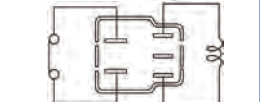
MT0222 QTY: 1
Relay
Head Lamp
Horn
Radiator Fan
Toyota 91-85




MT0224 QTY: 1
Relay w/ Bracket
Normal Open - Single Pole
Single Throw
Voltage: 12.0
Amps: 40/30
w/o Resistor
Pigtail: MT0903


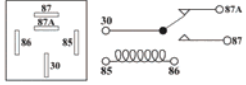

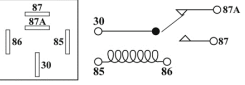

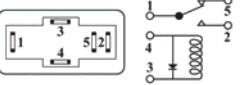

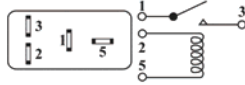

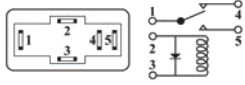

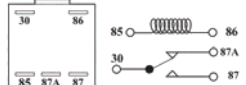

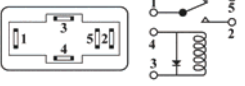

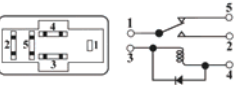



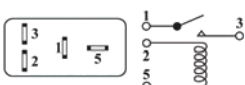

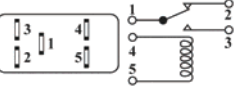

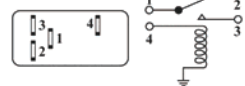

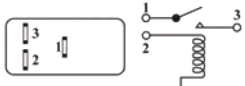



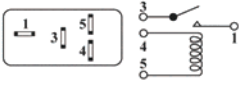



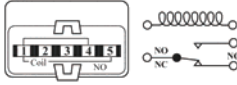

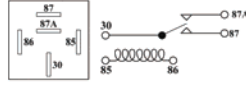

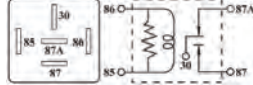



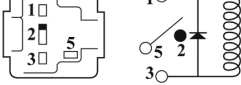



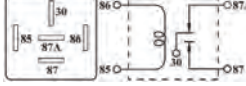


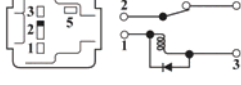

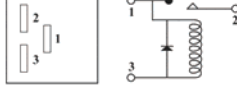
MT0225 QTY: 1
Relay
A/C Compressor Clutch Control
A/C Control
Blower Motor
Power Control
Radiator Fan
Acura 10-99
Chrysler Cars 11-95
Dodge Trucks 07-97
Ford Cars 12-97
Ford Trucks 12-95
GM Cars 09-03
Honda 07-99
Jeep 07-97
Jeep 92-91
Lexus 00-92
Toyota 06-95


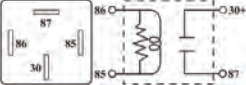



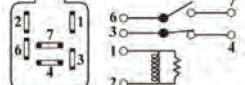

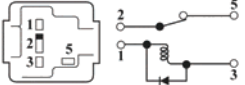



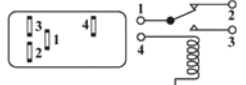



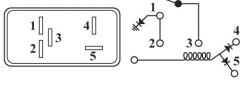


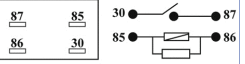





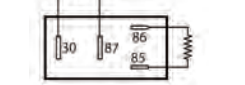

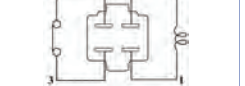



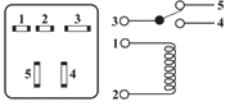
MT0226 QTY: 1
Relay
Blower Motor
Radiator Fan
Lexus 99-89

  <p>MT0365 QTY: 1 Relay A/C Compressor Clutch Control A/C Control Power Control Infiniti 99-95 Nissan 01-94</p>	  <p>MT0368 QTY: 1 Relay Horn Nissan 89-82</p>	  <p>MT0478 QTY: 1 Relay w/ Bracket Radiator Fan Chrysler Cars 87-85 Dodge Trucks 89-86</p>	  <p>MT0481 QTY: 1 Relay w/ Bracket A/C Compressor Clutch Control A/C Control Compressor Clutch Cut-Off Condenser Fan Control Radiator Fan Pigtail: MT0806 Chrysler Cars 92-88 Dodge Trucks 89-88</p>	  <p>MT0492 QTY: 1 Relay w/ Bracket Blower Motor Pigtail: MT0900 Ford Trucks 85-75</p>
  <p>MT0366 QTY: 1 Relay A/C Control Lexus 00-98</p>	  <p>MT0475 QTY: 1 Relay w/ Bracket A/C Compressor Clutch Control A/C Control Blower Motor Condenser Fan Control Single Pole Double Throw Voltage: 12.0 Amps: 40/30 w/ Diode Pigtail: MT0903 AMC 85 Chrysler Cars 94-92 Chrysler Cars 84-80 Jeep 90-84</p>	  <p>MT0479 QTY: 1 Relay w/ Bracket Condenser Fan Control Radiator Fan Pigtail: MT0806 Chrysler Cars 85-83 Dodge Trucks 93-87 Dodge Trucks 84-82</p>	  <p>MT0482 QTY: 1 Relay w/ Bracket A/C Compressor Clutch Control Compressor Clutch Cut-Off Wide Open Throttle Cut-Off Pigtail: MT0806 Chrysler Cars 89-87</p>	  <p>MT0498 QTY: 1 Relay w/ Bracket Radiator Fan GM Cars 87-82 GM Trucks 91-86</p>
  <p>MT0367 QTY: 1 Relay A/C Control Condenser Fan Control Power Control Radiator Fan Acura 99-96 Hyundai 02-97 Mitsubishi 02-97 Subaru 99-93</p>	  <p>MT0477 QTY: 1 Relay w/ Bracket A/C Compressor Clutch Control Compressor Clutch Cut-Off Radiator Fan Pigtail: MT0806 Chrysler Cars 87-83 Dodge Trucks 84</p>	  <p>MT0480 QTY: 1 Relay w/ Bracket A/C Compressor Clutch Control Radiator Fan Pigtail: MT0806 Chrysler Cars 90-85</p>	  <p>MT0483 QTY: 1 Relay w/ Bracket A/C Compressor Clutch Control Compressor Clutch Cut-Off Radiator Fan Wide Open Throttle Cut-Off Pigtail: MT0903 Chrysler Cars 95-89 Dodge Trucks 96-89</p>	  <p>MT0504 QTY: 1 Relay w/ Bracket Blower Motor Radiator Fan Pigtail: MT0903 GM Cars 96-93 GM Cars 88-85</p>

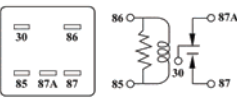
  <p>MT0505 QTY: 1</p> <p>Relay w/ Bracket</p> <p>A/C Compressor Clutch Control A/C Control Blower Motor Hi-Blower Horn Radiator Fan</p> <p>Pigtail: MT1326</p> <p>Chrysler Cars 04-99 GM Cars 93-86</p>	  <p>MT0507 QTY: 1</p> <p>Relay w/ Bracket</p> <p>A/C Compressor Clutch Control A/C Control Blower Motor Hi-Blower Radiator Fan Rear Window Defogger</p> <p>Pigtail: MT0903</p> <p>Ford Cars 03-96 Ford Trucks 97-91 GM Cars 98-83 GM Trucks 94-88</p>	  <p>MT0509 QTY: 1</p> <p>Relay w/ Bracket</p> <p>Blower Motor Blower Motor Cut-Off Hi-Blower</p> <p>Pigtail: MT1327</p> <p>GM Cars 92-71 GM Trucks 87-78</p>	  <p>MT0512 QTY: 1</p> <p>Relay w/ Bracket</p> <p>A/C Compressor Clutch Control A/C Control Blower Motor Cut-Off Fast Idle Cut-Off Hi-Blower Low-Blower</p> <p>Pigtail: MT0806</p> <p>Chrysler Cars 82-81 Chrysler Cars 79 Chrysler Cars 75 GM Cars 77-69 GM Trucks 70</p>	  <p>MT0515 QTY: 1</p> <p>Relay w/ Bracket</p> <p>Blower Motor Blower Motor Cut-Off Hi-Blower</p> <p>Pigtail: MT1327</p> <p>GM Cars 94-91 GM Cars 88-77 GM Trucks 94-77</p>
  <p>MT0506 QTY: 1</p> <p>Relay</p> <p>A/C Compressor Clutch Control A/C Control Blower Motor Compressor Clutch Cut-Off Hi-Blower Horn Radiator Fan Rear Window Defogger</p> <p>Replaces 4 Pin Relays</p> <p>Pigtail: MT1325</p> <p>GM Cars 07-91 GM Cars 88-86 GM Trucks 07-92</p>	  <p>MT0508 QTY: 1</p> <p>Relay w/ Bracket</p> <p>A/C Control Blower Motor Blower Motor Cut-Off Blower Motor Temp Delay Hi-Blower</p> <p>Pigtail: MT1327</p> <p>GM Cars 88-72 GM Trucks 93-85</p>	  <p>MT0510 QTY: 1</p> <p>Relay</p> <p>Blower Motor Hi-Blower</p> <p>Pigtail: MT1327</p> <p>GM Cars 88-71</p>	  <p>MT0513 QTY: 1</p> <p>Relay w/ Bracket</p> <p>Hi-Low Blower</p> <p>Pigtail: MT0806</p> <p>GM Cars 72-71</p>	  <p>MT0516 QTY: 1</p> <p>Relay w/ Bracket</p> <p>A/C Blower Blower Motor Hi-Blower</p> <p>Pigtail: MT0806</p> <p>GM Cars 79-69</p>
		  <p>MT0511 QTY: 1</p> <p>Relay w/ Bracket</p> <p>A/C Blower Blower Motor Blower Motor Cut-Off Hi-Blower</p> <p>Pigtail: MT0806</p> <p>Chrysler Cars 76-74 GM Cars 79-71 GM Trucks 77-71</p>	  <p>MT0514 QTY: 1</p> <p>Relay w/ Bracket</p> <p>A/C Blower Blower Motor Hi-Blower</p> <p>Pigtail: MT0806</p> <p>AMC 85-68 Chrysler Cars 67 GM Cars 77-65</p>	  <p>MT0517 QTY: 1</p> <p>Relay w/ Bracket</p> <p>Blower Motor</p> <p>Pigtail: MT0900</p> <p>GM Cars 70-68</p>

  <p>MT0518 QTY: 1</p> <p>Relay A/C Blower Blower Motor</p> <p>Pigtail: MT0806</p> <p>GM Cars 85-76</p>	  <p>MT0522 QTY: 1</p> <p>Relay w/ Bracket Radiator Fan</p> <p>GM Cars 82-80</p>	  <p>MT0527 QTY: 1</p> <p>Relay w/ Bracket A/C Compressor Clutch Control Idle-Up Solenoid</p> <p>GM Cars 87-82</p>	  <p>MT0530 QTY: 1</p> <p>Relay w/ Bracket & Wire Harness w/ Wire Harness A/C Compressor Clutch Control Blower Motor Compressor Time Delay Radiator Fan</p> <p>Dodge Trucks 02-87 GM Cars 93-87 GM Cars 84-77 GM Trucks 96-92 Jeep 93-87</p>	  <p>MT0532 QTY: 1</p> <p>Relay A/C Compressor Clutch Control A/C Control Blower Motor Compressor Clutch Cut-Off Compressor Control Condenser Fan Control Hi-Blower Horn Power Control Radiator Fan Rear Window Defogger Wide Open Throttle Cut-Off</p> <p>Single Pole Double Throw Voltage: 12.0 Amps: 40/30 w/ Resistor Pigtail: MT0911</p> <p>BMW 85-78 BMW 76-68 Chrysler Cars 07-91 Dodge Trucks 07-94 Ford Cars 12-90 Ford Trucks 12-91 GM Cars 07-86 Jeep 07-84</p>
  <p>MT0520 QTY: 1</p> <p>Relay w/ Bracket Compressor Time Delay Wide Open Throttle Cut-Off</p> <p>GM Cars 84-82 GM Trucks 84-82</p>	  <p>MT0524 QTY: 1</p> <p>Relay A/C Compressor Clutch Control Blower Motor Hi-Blower Radiator Fan Rear Window Defogger</p> <p>GM Cars 88-76</p>	  <p>MT0528 QTY: 1</p> <p>Relay w/ Bracket A/C Compressor Clutch Control Blower Motor Hi-Blower Radiator Fan</p> <p>Pigtail: MT1331</p> <p>GM Cars 94-87 GM Trucks 95-90</p>	  <p>MT0531 QTY: 1</p> <p>Relay A/C Compressor Clutch Control A/C Control Blower Motor Compressor Clutch Cut-Off Compressor Clutch Hold-In Radiator Fan Rear Window Defogger Wide Open Throttle Cut-Off</p> <p>Single Pole Double Throw Voltage: 12.0 Amps: 40/30 w/o Resistor Pigtail: MT0911</p> <p>GM Cars 97-78 GM Trucks 97-92 Honda 02-94</p>	
  <p>MT0521 QTY: 1</p> <p>Relay w/ Bracket A/C Compressor Clutch Control Blower Motor Compressor Clutch Cut-Off Radiator Fan</p> <p>GM Cars 88-82</p>	  <p>MT0525 QTY: 1</p> <p>Relay A/C Compressor Clutch Control A/C Control Blower Motor Blower Motor Cut-Off Compressor Clutch Cut-Off Compressor Time Delay Hi-Blower Radiator Fan</p> <p>GM Cars 89-82</p>	  <p>MT0529 QTY: 1</p> <p>Relay Horn</p> <p>GM Cars 00-73 GM Trucks 95-82</p>		

 	 	 	 	 
<p>MT0533 QTY: 1</p> <p>Relay</p> <p>A/C Compressor Clutch Control</p> <p>A/C Control</p> <p>Blower Motor</p> <p>Hi-Blower</p> <p>Radiator Fan</p> <p>Normal Open - Single Pole</p> <p>Single Throw</p> <p>Voltage: 12.0</p> <p>Amps: 40/30 w/ Resistor</p> <p>Pigtail: MT0911</p> <p>Audi 94-89</p> <p>Audi 87-78</p> <p>Chrysler Cars 94-90</p> <p>Ford Cars 11-08</p> <p>GM Cars 01-86</p> <p>Volkswagen 92-80</p>	<p>MT0583 QTY: 1</p> <p>Relay</p> <p>A/C Control</p> <p>Nissan 85-83</p>	<p>MT0586 QTY: 1</p> <p>Relay</p> <p>A/C Compressor Clutch Control</p> <p>A/C Control</p> <p>Cruise Control</p> <p>Head Lamp</p> <p>Nissan 96-83</p>	<p>MT0636 QTY: 1</p> <p>Relay</p> <p>A/C Compressor Clutch Control</p> <p>A/C Control</p> <p>Blower Motor</p> <p>Radiator Fan</p> <p>GM Cars 98-80</p> <p>GM Trucks 95-85</p>	<p>MT0957 QTY: 1</p> <p>Relay</p> <p>Compressor Clutch Cut-Off</p> <p>Radiator Fan</p> <p>Pigtail: MT0911</p> <p>Audi 94-88</p> <p>Chrysler Cars 94-90</p> <p>Dodge Trucks 07-05</p>
 	 	 	<p>New for 2013</p> 	 
<p>MT0534 QTY: 1</p> <p>Relay w/ Bracket</p> <p>A/C Blower</p> <p>A/C Compressor Clutch Control</p> <p>A/C Control</p> <p>A/C Wiring</p> <p>Blower Motor</p> <p>Blower Motor Cut-Off</p> <p>Compressor Clutch Cut-Off</p> <p>Hi-Blower</p> <p>Pigtail: MT0806</p> <p>GM Cars 79-62</p> <p>GM Trucks 75-65</p>	<p>MT0584 QTY: 1</p> <p>Relay</p> <p>A/C Control</p> <p>Automatic Choke</p> <p>Cruise Control</p> <p>EGR</p> <p>Fog Lamp</p> <p>Nissan 85-79</p>	<p>MT0608 QTY: 1</p> <p>Relay w/ Bracket</p> <p>Radiator Fan</p> <p>Pigtail: MT0806</p> <p>Chrysler Cars 85-83</p>	<p>MT0768 QTY: 1</p> <p>Control Module</p> <p>Radiator Fan Controller</p> <p>Mazda 13-00</p> <p>Mitsubishi 07-02</p>	<p>MT0959 QTY: 1</p> <p>Relay</p> <p>A/C Compressor Clutch Control</p> <p>A/C Control</p> <p>Blower Motor</p> <p>Fuel Pump</p> <p>Horn</p> <p>Power Control</p> <p>Radiator Fan</p> <p>Rear Window Defogger</p> <p>Ford Cars 12-98</p> <p>GM Cars 10-92</p> <p>GM Trucks 09-94</p>
	 	 	 	 
	<p>MT0585 QTY: 1</p> <p>Relay</p> <p>A/C Control</p> <p>Automatic Choke</p> <p>Blower Motor</p> <p>Rear Window Defogger</p> <p>Nissan 88-79</p>	<p>MT0610 QTY: 1</p> <p>Relay</p> <p>A/C Compressor Clutch Control</p> <p>A/C Control</p> <p>Blower Motor</p> <p>Condenser Fan Control</p> <p>Power Control</p> <p>Radiator Fan</p> <p>Acura 10-02</p> <p>Honda 07-02</p> <p>Toyota 07-95</p>	<p>MT0956 QTY: 1</p> <p>Relay</p> <p>A/C Compressor Clutch Control</p> <p>A/C Control</p> <p>Blower Motor</p> <p>Condenser Fan Control</p> <p>Power Control</p> <p>Radiator Fan</p> <p>Acura 10-91</p> <p>GM Cars 09-03</p> <p>Honda 07-96</p> <p>Hyundai 98-95</p> <p>Toyota 06-95</p>	<p>MT0960 QTY: 1</p> <p>Relay w/ Bracket</p> <p>A/C Control</p> <p>Hyundai 89-86</p>


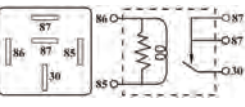
MT0964 QTY: 1
Relay
A/C Compressor Clutch Control
Radiator Fan
Ford Cars 96-81


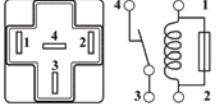
MT1029 QTY: 1
Relay
Blower Motor
Hi-Blower
Radiator Fan
Rear Window Defogger
Ford Cars 08-98
GM Cars 10-94
GM Trucks 09-00




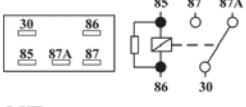

MT1239 QTY: 1
Relay
Radiator Fan
Acura 04-91

MT1384 QTY: 1
Relay
A/C Control
Normal Open - Single Pole
Single Throw - Dual Output
Voltage: 12.0
Amps: 40/30
w/ Resistor
Pigtail: MT0911
Audi 96-89

MT1397 QTY: 1
Relay
Radiator Fan
Toyota 03-92


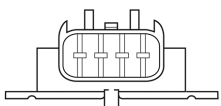
MT0967 QTY: 1
Relay
A/C Compressor Clutch Control
A/C Control
Condenser Fan Control
Horn
Radiator Fan
Chrysler Cars 07-00
Dodge Trucks 05-01
GM Cars 10-99
GM Cars 96-94
GM Trucks 09-96
Honda 02-94




MT1047 QTY: 1
Relay w/ Bracket
Radiator Fan
Pigtail: MT0806
Chrysler Cars 91-88




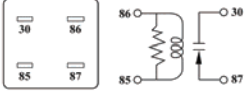

MT1240 QTY: 1
Relay
A/C Control
Blower Motor
Acura 06-96
Honda 07-98

MT1386 QTY: 1
Relay w/ Bracket
Condenser Fan Control
Radiator Fan
Chrysler Cars 00-96
Jeep 04-99




MT1398 QTY: 1
Relay
A/C Control
Radiator Fan
Toyota 99-90


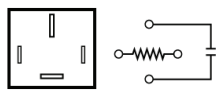
MT1027 QTY: 1
Relay
A/C Compressor Clutch Control
A/C Control
Blower Motor
Power Control
Radiator Fan
Rear Window Defogger
Ford Cars 08-98
Ford Trucks 10-07
GM Cars 10-92
GM Trucks 09-92
Honda 02-94




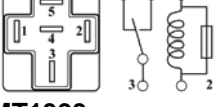

MT1233 QTY: 1
Relay
Relay has Slot for Bracket Mounting
Honda 04-99




MT1241 QTY: 1
Relay
Power Control
Acura 95-88
Honda 96-94

MT1389 QTY: 1
Relay
Power Control
Radiator Fan
Acura 08-05
Audi 88-78
Ford Cars 07-05
Toyota 06-04

MT1399 QTY: 1
Relay
A/C Control
Radiator Fan
Toyota 99-92




MT1261 QTY: 1
Relay
Radiator Fan
Ford Cars 94-88



MT1438 QTY: 1

Relay w/ Bracket
A/C Compressor Clutch Control
Blower Motor
Condenser Fan Control
Radiator Fan


Acura 99-95
Acura 93-86
Honda 01-88



MT1441 QTY: 1

Relay w/ Bracket
A/C Compressor Clutch Control
Blower Motor
Condenser Fan Control
Radiator Fan

Acura 00-97
Honda 01-76

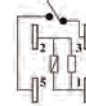


MT1444 QTY: 1

Relay w/ Bracket
A/C Compressor Clutch Control
Condenser Fan Control
Radiator Fan
Chrysler: 4638271

Pigtail: MT0903

Chrysler Cars 95-94
Jeep 03-02
Jeep 98-91



MT1541 QTY: 1

Relay
A/C Compressor Clutch Control
Ford Cars 12-05
Ford Trucks 12-06

Relay Control



MT0765 QTY: 1

Cooling Fan Thermostat Control Unit
Auxiliary Fan additions
Controls Single Fan Operation
Thermostat Probe is Ambient Temperature Control
A/C Clutch Control Circuit for continous Fan Operation
Thermostat is preset @ 160 degrees with an adjustable screw



MT0766 QTY: 1

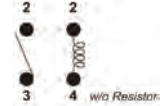
Cooling Fan Thermostat Control Unit
Auxiliary Fan additions
Controls Single or Dual Fan Operation
Thermostat Probe is Ambient Temperature Control
A/C Clutch Control Circuit for continous Fan Operation
Thermostat is preset @ 160 degrees with an adjustable screw
Amps: 30
Ford Cars 04-81



MT1439 QTY: 1

Relay
A/C Compressor Clutch Control
Blower Motor
Condenser Fan Control
Radiator Fan

Acura 08-96
Honda 01-90



MT1442 QTY: 1

Relay w/ Bracket
Blower Motor

Acura 99-86



MT1458 QTY: 1

Relay w/ Bracket
Relay has Mounting Bracket and Dust Cover

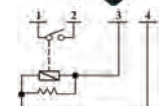
Mazda 05-99
Mazda 92-88



MT1440 QTY: 1

Relay
A/C Compressor Clutch Control
Blower Motor
Condenser Fan Control
Radiator Fan

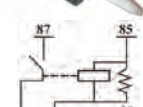

Acura 05-91



MT1443 QTY: 1

Relay
Condenser Fan Control
Radiator Fan

Chrysler Cars 07-01
Jeep 03-02



MT1492 QTY: 1

4-Pin Mini Relay
A/C Compressor Clutch Control


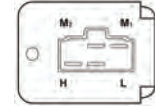
Chrysler Cars 05-01
GM Cars 10-07
GM Trucks 09-07

Resistors



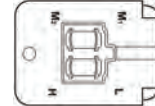
MT0632 QTY: 1







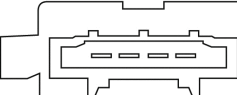












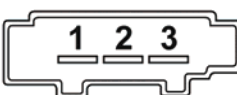









Blower Resistor
Toyota 91-85

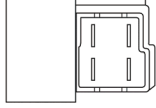


MT0633 QTY: 1

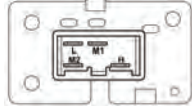
Blower Resistor
Toyota 91-86




  <p>MT0634 QTY: 1 Blower Resistor Honda 91-88</p>	 <p>MT1803 QTY: 1 Blower Resistor GM Cars 02-99 GM Trucks 02-99</p>	 <p>MT1812 QTY: 1 Blower Resistor and Relay Module Aftermarket Version May Require Modification of Mounting Tabs Pigtail: MT1810 GM Cars 07-99 GM Trucks 09-99 Isuzu 08-03</p>	 <p>MT1817 QTY: 1 Blower Resistor Ford Trucks 08-95</p>	  <p>MT1822 QTY: 1 Blower Resistor Audi 06-02 Volkswagen 10-98</p>
  <p>MT0635 QTY: 1 Blower Resistor Ford Cars 07-97 Ford Trucks 11-10</p>	 <p>MT1804 QTY: 1 Blower Resistor and Relay Module OEM Version Pigtail: MT1810 GM Cars 06-03 GM Trucks 09-02</p>	 <p>MT1813 QTY: 1 Blower Resistor BMW 06-97</p>	 <p>MT1818 QTY: 1 Blower Resistor and Relay Module GM Trucks 05-96</p>	  <p>MT1823 QTY: 1 Blower Resistor Audi 07-06 Volkswagen 10-06</p>
 <p>MT1801 QTY: 1 Blower Resistor and Relay Module OEM Version Pigtail: MT1810 GM Cars 06-99 GM Trucks 09-99</p>	 <p>MT1805 QTY: 1 Blower Resistor GM Cars 07-02 GM Trucks 09-02 Isuzu 08-03 Saab 06-05</p>	 <p>MT1814 QTY: 1 Blower Resistor Jeep 96-86</p>	 <p>MT1819 QTY: 1 Blower Resistor and Relay Module Pigtail: MT1810 GM Cars 05-97 GM Trucks 00-97</p>	  <p>MT1824 QTY: 1 Blower Resistor Audi 06-96 Volkswagen 10-92</p>
 <p>MT1802 QTY: 1 Blower Resistor and Relay Module OEM Version Pigtail: MT1810 GM Cars 07-02 GM Trucks 09-02 Isuzu 08-03</p>	  <p>MT1811 QTY: 1 Blower Resistor Ford Trucks 12-92</p>	 <p>MT1815 QTY: 1 Blower Resistor Dodge Trucks 09-94 Jeep 99-93</p>	 <p>MT1820 QTY: 1 Blower Resistor Chrysler Cars 04-01</p>	  <p>MT1821 QTY: 1 Blower Resistor Dodge Trucks 05-01</p>
		 <p>MT1816 QTY: 1 Blower Resistor Honda 05-01</p>		 <p>MT1825 QTY: 1 Blower Resistor Honda 10-05</p>



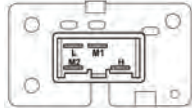
MT1826 QTY: 1
Blower Resistor
Honda 04-98



MT1830 QTY: 1
Blower Resistor
Honda 04-99
Honda 97-94



MT1827 QTY: 1
Blower Resistor
Nissan 10-04



MT1831 QTY: 1
Blower Resistor
Honda 03-98

New for 2013



MT1828 QTY: 1
Blower Resistor
Ford Cars 12-04
Ford Trucks 12-04
Mazda 11-08



MT1832 QTY: 1
Blower Resistor
Mercedes 07-94

New for 2013



MT1829 QTY: 1
Blower Resistor
Acura 06-04
Honda 07-03






MT1833 QTY: 1
Blower Resistor
Jeep 07-01




Pressure Conversions

		To			
		PSI	Kg/cm ²	Mpa	Bar
From	PSI	1.00000	0.07031	0.00689	0.06895
	Kg/cm ²	14.22334	1.00000	0.09807	0.98067
	Mpa	145.03774	10.19716	1.00000	10.00000
	Bar	14.50377	1.01972	0.10000	1.00000




Compressor Mounted - Cooling Fan Refrigerant Switch

Item	Normal	Pressure Range	
 MT0500	Open	Closed: 283 psi	Open: 210 psi
 MT0671	Open	Closed: 283 psi	Open: 210 psi
 MT0672	Closed	Open: 240 psi	Closed: 190 psi


Compressor Mounted - High Pressure Cut-Off Switch

Item	Normal	Pressure Range	
 MT0447	Closed	Open: 430 psi	Closed: 200 psi
 MT0678	Closed	Open: 430 psi	Closed: 200 psi
 MT1316	Closed	Open: 470 psi	Closed: 245 psi
 MT1353	Closed	Open: 460 psi	Closed: 365 psi





Compressor Mounted - High Side Low Pressure Switch

Item	Normal	Pressure Range	
 MT0501	Open	Closed: 43 psi	Open: 35 psi
 MT0673	Open	Closed: 55 psi	Open: 45 psi
 MT0674	Open	Closed: 55 psi	Open: 45 psi



Binary Switch - Cooling Fan (2 Speed)

Item	Thread	Normal	Hi Speed Fan Range		Low Speed Fan Range	
 MT0502	3/8"-24 Female	Open	Closed: 245/275 psi	Open: 200 psi	Closed: 140/160 psi	Open: 100 psi





Binary Switch - HPCO / Cooling Fan Refrigerant Pressure

Item	Thread	Normal	HPCO Range		Normal	Cooling Fan Range	
 MT0491	M10-1.25 Female	Closed	Open: 450 psi	Closed: 250 psi	Open	Closed: 325 psi	Open: 250 psi
 MT0590	M10-1.25 Female	Closed	Open: 420 psi	Closed: 160 psi	Open	Closed: 250 psi	Open: 195 psi
 MT1197	M10-1.25 Female	Closed	Open: 460 psi	Closed: 235 psi	Open	Closed: 342 psi	Open: 298 psi
 MT1198	M10-1.25 Female	Closed	Open: 450 psi	Closed: 265 psi	Open	Closed: 260 psi	Open: 210 psi
 MT1199	M10-1.25 Female	Closed	Open: 480 psi	Closed: 270 psi	Open	Closed: 320 psi	Open: 230 psi

Binary Switch - HPCO / Cooling Fan Refrigerant Pressure

Item	Thread	Normal	HPCO Range		Normal	Cooling Fan Range	
 MT1911	M10-1.25 Female	Closed	Open: 437 psi	Closed: 227 psi	Closed	Open: 323 psi	Closed: 269 psi
 MT3502	M10-1.25 Female	Closed	Open: 437 psi	Closed: 227 psi	Open	Closed: 323 psi	Open: 269 psi








Binary Switch - HPCO / LPCO

Item	Thread	Normal	HPCO Range		LPCO Pressure
 MT0201	3/8"-24 Male	Open	Open: 398 psi	Closed: 312 psi	Closed: 28 psi
 MT0316	7/16"-20 Female Flare	Open	Open: 398 psi	Closed: 312 psi	Closed: 28 psi
 MT0319	3/8"-24 Male	Open	Open: 320 psi	Closed: 227 psi	Closed: 28 psi
 MT0350	3/8"-24 Male	Open	Open: 374 psi	Closed: 250 psi	Closed: 28 psi
 MT0353	3/8"-24 Male	Closed	Closed: 375 psi	Open: 250 psi	Open: 28 psi
 MT0354	M11-1.0 Male	Open	Open: 451 psi	Closed: 375 psi	Open: 28 psi
 MT0355	3/8"-24 Male	Closed	Closed: 380 psi	Open: 265 psi	Open: 28 psi
 MT0358	3/8"-24 Male	Open	Open: 423 psi	Closed: 365 psi	Closed: 28 psi
 MT0359	M11-1.0 Male	Open	Open: 454 psi	Closed: 385 psi	Closed: 28 psi
 MT0360	3/8"-24 Male	Closed	Closed: 380 psi	Open: 265 psi	Open: 28 psi
 MT0361	3/8"-24 Male	Closed	Closed: 380 psi	Open: 265 psi	Open: 28 psi
 MT0374	3/8"-24 Male	Closed	Closed: 380 psi	Open: 265 psi	Open: 28 psi
 MT0375	3/8"-24 Male	Closed	Closed: 423 psi	Open: 365 psi	Open: 28 psi
 MT0376	M11-1.0 Male	Closed	Closed: 423 psi	Open: 365 psi	Open: 28 psi
 MT0386	3/8"-24 Male	Closed	Closed: 380 psi	Open: 265 psi	Open: 28 psi
 MT0387	3/8"-24 Male	Closed	Closed: 410 psi	Open: 350 psi	Open: 28 psi
 MT0388	3/8"-24 Male	Closed	Closed: 380 psi	Open: 265 psi	Open: 28 psi
 MT0393	3/8"-24 Male	Closed	Closed: 400 psi	Open: 325 psi	Open: 28 psi
 MT0397	3/8"-24 Male	Closed	Closed: 451 psi	Open: 375 psi	Open: 28 psi
 MT0484	M10-1.25 Female	Open	Open: 450 psi	Closed: 335 psi	Closed: 32 psi
 MT0588	3/8"-24 Male	Closed	Closed: 451 psi	Open: 375 psi	Open: 28 psi
 MT0615	3/8"-24 Male	Open	Open: 423 psi	Closed: 365 psi	Open: 28 psi

Binary Switch - HPCO / LPCO

Item	Thread	Normal	HPCO Range		LPCO Pressure
 MT0616	3/8"-24 Male	Open	Open: 380 psi	Closed: 265 psi	Open: 28 psi
 MT0617	3/8"-24 Male	Open	Open: 451 psi	Closed: 375 psi	Open: 28 psi
 MT0619	3/8"-24 Male	Closed	Closed: 380 psi	Open: 265 psi	Open: 28 psi
 MT0621	3/8"-24 Male	Closed	Closed: 380 psi	Open: 265 psi	Open: 28 psi
 MT0642	3/8"-24 Male	Closed	Closed: 380 psi	Open: 265 psi	Open: 28 psi
 MT0782	7/16"-20 Female	Closed	Closed: 423 psi	Open: 365 psi	Open: 28 psi
 MT0789	7/16"-20 Female Flare	Open	Open: 317 psi	Closed: 225 psi	Closed: 28 psi
 MT1045	7/16"-20 Female Flare	Open	Open: 380 psi	Closed: 290 psi	Closed: 30 psi
 MT1223	7/16"-20 Female	Closed	Closed: 451 psi	Open: 375 psi	Open: 28 psi
 MT1225	M10-1.5 Male	Closed	Closed: 394 psi	Open: 275 psi	Open: 28 psi
 MT1366	M10-1.25 Female	Open	Open: 330 psi	Closed: 225 psi	Closed: 28 psi
 MT1377	7/16"-20 Female Flare	Open	Open: 270/330 psi	Closed: 120 psi	Closed: 40 psi
 MT1481	3/8"-24 Male	Open	Open: 454 psi	Closed: 275 psi	Closed: 28 psi
 MT1482	7/16"-20 Female Flare	Open	Open: 454 psi	Closed: 275 psi	Closed: 28 psi
 MT1633	3/8"-24 Male	Open	Open: 400 psi	Closed: 320 psi	Closed: 30 psi
 MT1634	M10-1.25 Female	Open	Open: 455 psi	Closed: 335 psi	Closed: 28 psi
 MT1910	M10-1.25 Female	Open	Open: 318 psi	Closed: 227 psi	Closed: 28 psi

Clutch Cycling Switch


























Item	Thread	Normal	Cycling Range	
 MT0202	M12-1.5 Female	Open	Closed: 44 psi	Open: 24 psi
 MT0203	7/16"-20 Female	Open	Closed: 44 psi	Open: 24 psi
 MT0204	7/16"-20 Female	Open	Closed: 44 psi	Open: 24 psi
 MT0205	M12-1.5 Female	Open	Closed: 44 psi	Open: 24 psi
 MT0206	M12-1.5 Female	Open	Closed: 44 psi	Open: 24 psi
 MT0207	7/16"-20 Female	Open	Closed: 44 psi	Open: 24 psi
 MT0210	M12-1.5 Female	Open	Closed: 44 psi	Open: 24 psi

Clutch Cycling Switch

Item	Thread	Normal	Cycling Range	
	MT0214 7/16"-20 Female	Open	Closed: 44 psi	Open: 24 psi
	MT0215 M12-1.5 Female	Open	Closed: 44 psi	Open: 24 psi
	MT0444 M12-1.5 Female	Open	Closed: 44 psi	Open: 24 psi
	MT0459 7/16"-20 Female	Open	Closed: 17 psi	Open: 13 psi
	MT0606 M12-1.5 Female	Open	Closed: 43 psi	Open: 22 psi
	MT0613 M12-1.5 Female	Open	Closed: 44 psi	Open: 24 psi
	MT0821 M12-1.5 Female	Open	Closed: 38 psi	Open: 25 psi
	MT0887 M12-1.5 Female	Open	Closed: 38 psi	Open: 22 psi
	MT0968 M12-1.5 Female	Open	Closed: 44 psi	Open: 23 psi
	MT1007 M12-1.5 Female	Open	Closed: 38 psi	Open: 24 psi
	MT1009 M12-1.5 Female	Open	Closed: 35 psi	Open: 23 psi
	MT1191 M12-1.5 Female	Open	Closed: 44 psi	Open: 28 psi
	MT1312 M12-1.5 Female	Open	Closed: 29 psi	Open: 16 psi
	MT1313 M12-1.5 Female	Open	Closed: 29 psi	Open: 19 psi
	MT1314 M12-1.5 Female	Open	Closed: 24 psi	Open: 11 psi
	MT1315 M12-1.5 Female	Open	Closed: 40 psi	Open: 18 psi
	MT1540 M12-1.5 Female	Open	Closed: 41 psi	Open: 24 psi

Cooling Fan Refrigerant Pressure Switch






Item	Thread	Normal	Fan Range	
	MT0209 M12-1.5 Female	Open	Closed: 331 psi	Open: 261 psi
	MT0211 M12-1.5 Female	Open	Closed: 267 psi	Open: 197 psi
	MT0213 7/16"-20 Female	Open	Closed: 218 psi	Open: 148 psi
	MT0216 7/16"-20 Female	Open	Closed: 289 psi	Open: 219 psi
	MT0308 3/8"-24 Male	Open	Closed: 218 psi	Open: 148 psi
	MT0356 3/8"-24 Male	Open	Closed: 197 psi	Open: 162 psi
	MT0377 3/8"-24 Male	Open	Closed: 219 psi	Open: 176 psi

Cooling Fan Refrigerant Pressure Switch		Normal	Fan Range	
Item	Thread			
	MT0390 3/8"-24 Male	Closed	Open: 214 psi	Closed: 173 psi
	MT0391 3/8"-24 Male	Closed	Open: 214 psi	Closed: 173 psi
	MT0394 3/8"-24 Male	Open	Closed: 220 psi	Open: 178 psi
	MT0471 3/8"-24 Female	Open	Closed: 220 psi	Open: 160 psi
	MT0474 M10-1.25 Female	Open	Closed: 280 psi	Open: 230 psi
	MT0503 3/8"-24 Female	Open	Closed: 210 psi	Open: 160 psi
	MT0675 3/8"-24 Female	Closed	Open: 225 psi	Closed: 170 psi
	MT0747 7/16"-20 Female Flare	Open	Closed: 275 psi	Open: 190 psi
	MT0748 7/16"-20 Female Flare	Open	Closed: 250 psi	Open: 100 psi
	MT0790 M10-1.25 Female	Open	Closed: 340 psi	Open: 255 psi
	MT0791 3/8"-24 Female	Open	Closed: 160 psi	Open: 130 psi
	MT0792 3/8"-24 Female	Closed	Open: 260 psi	Closed: 170 psi
	MT0794 3/8"-24 Female	Open	Closed: 210 psi	Open: 160 psi
	MT1019 3/8"-24 Male	Open	Closed: 318 psi	Open: 260 psi
	MT1026 3/8"-24 Male	Open	Closed: 289 psi	Open: 218 psi
	MT1190 M10-1.25 Female	Closed	Open: 210 psi	Closed: 160 psi
	MT1224 7/16"-20 Female	Open	Closed: 180 psi	Open: 120 psi
	MT1227 3/8"-24 Female Flare	Closed	Open: 215 psi	Closed: 150 psi
	MT1234 M10-1.25 Female	Closed	Open: 210 psi	Closed: 180 psi
	MT1493 7/16"-20 Female Flare	Open	Closed: 260 psi	Open: 210 psi
	MT1903 1/4" Female Flare	Open	Closed: 260 psi	Open: 174 psi
	MT1904 M10-1.25 Female	Open	Closed: 260 psi	Open: 200 psi
	MT1906 1/4" Female Flare	Closed	Open: 265 psi	Closed: 180 psi
	MT1908 1/4" Female Flare	Open	Closed: 250 psi	Open: 190 psi
	MT1909 M10-1.25 Female	Closed	Open: 285 psi	Closed: 240 psi




















High Pressure Cut-Off Switch

Item	Thread	Normal	HPCO Range	
	MT0212 M12-1.5 Female	Closed	Open: 410 psi	Closed: 268 psi
	MT0217 7/16"-20 Female	Closed	Open: 400 psi	Closed: 260 psi
	MT0307 1/8"-27 MPT	Closed	Open: 451 psi	Closed: 310 psi
	MT0317 7/16"-20 Female Flare	Closed	Open: 400 psi	Closed: 300 psi
	MT0318 7/16"-20 Female Flare	Closed	Open: 300 psi	Closed: 200 psi
	MT0383 7/16"-20 Female Flare	Open	Closed: 300 psi	Open: 200 psi
	MT0466 M10-1.25 Female	Closed	Open: 430 psi	Closed: 275 psi
	MT0467 M10-1.25 Female	Closed	Open: 425 psi	Closed: 275 psi
	MT0472 3/8"-24 Female	Closed	Open: 400 psi	Closed: 290 psi
	MT0473 M10-1.25 Female	Closed	Open: 475 psi	Closed: 325 psi
	MT0611 M10-1.25 Female	Closed	Open: 435 psi	Closed: 290 psi
	MT0612 3/8"-24 Female	Closed	Open: 426 psi	Closed: 270 psi
	MT0676 3/8"-24 Female	Closed	Open: 430 psi	Closed: 200 psi
	MT0749 3/16"-20 Female Flare	Closed	Open: 300 psi	Closed: 225 psi
	MT0763 7/16"-20 Female Flare	Closed	Open: 350 psi	Closed: 250 psi
	MT0822 M10-1.25 Female	Closed	Open: 497 psi	Closed: 340 psi
	MT0877 M10-1.25 Female	Closed	Open: 430 psi	Closed: 305 psi
	MT0973 M10-1.25 Female	Closed	Open: 430 psi	Closed: 200 psi
	MT1063 7/16"-20 Female Flare	Closed	Open: 375 psi	Closed: 250 psi
	MT1194 M10-1.25 Female	Closed	Open: 485 psi	Closed: 270 psi
	MT1196 M10-1.25 Female	Closed	Open: 485 psi	Closed: 335 psi
	MT1204 7/16"-20 Female	Closed	Open: 454 psi	Closed: 238 psi
	MT1476 7/16"-20 Female Flare	Closed	Open: 333 psi	Closed: 234 psi
	MT1479 7/16"-20 Female Flare	Closed	Open: 376 psi	Closed: 256 psi
	MT1494 7/16"-20 Female Flare	Open	Closed: 375 psi	Open: 250 psi

High Pressure Cut-Off Switch

Item	Thread	Normal	HPCO Range	
 MT1624	M10-1.25 Female	Open	Closed: 375 psi	Open: 205 psi
 MT1635	M10-1.25 Female	Closed	Open: 355 psi	Closed: 205 psi
 MT1638	M10-1.25 Female	Open	Closed: 270 psi	Open: 200 psi
 MT1905	M10-1.25 Female	Open	Closed: 300 psi	Open: 250 psi
 MT1907	M10-1.25 Female	Closed	Open: 300 psi	Closed: 250 psi

















Low Pressure Cut-Off Switch

Item	Thread	Normal	LPCO Range	
 MT0227	3/8"-24 Male	Open	Closed: 45 psi	Open: 20 psi
 MT0372	3/8"-24 Male	Open	Closed: 30 psi	Open: 29 psi
 MT0470	3/8"-24 Male	Open	Closed: 40 psi	Open: 39 psi
 MT0499	3/8"-24 Female	Open	Closed: 26 psi	Open: 25 psi
 MT0601	3/8"-24 Male	Open	Closed: 45 psi	Open: 14 psi
 MT0643	7/16"-20 Female	Closed	Open: 15/25 psi	Closed: 7/15 psi
 MT0750	7/16"-20 Female Flare	Open	Closed: 40 psi	Open: 10 psi
 MT0762	7/16"-20 Female Flare	Open	Closed: 65 psi	Open: 25 psi
 MT0787	7/16"-20 Female	Open	Closed: 28 psi	Open: 10 psi
 MT0799	M12-1.5 Female	Open	Closed: 20 psi	Open: 10 psi
 MT0928	7/16"-20 Female	Open	Closed: 40 psi	Open: 9 psi
 MT1008	M12-1.5 Female	Open	Closed: 25 psi	Open: 15 psi
 MT1046	7/16"-20 Female	Open	Closed: 49 psi	Open: 23 psi
 MT1064	1/8"-PS28 Male	Open	Closed: 28 psi	Open: 20 psi
 MT1229	7/16"-20 Female Flare	Open	Closed: 51 psi	Open: 37 psi
 MT1231	3/8"-24 Female	Open	Closed: 44 psi	Open: 37 psi
 MT1376	M12-1.5 Female	Open	Closed: 24 psi	Open: 6 psi
 MT1475	7/16"-20 Female Flare	Open	Closed: 28 psi	Open: 5 psi
 MT1477	7/16"-20 Female Flare	Open	Closed: 11 psi	Open: 3 psi

Low Pressure Cut-Off Switch

Item	Thread	Normal	LPCO Range	
 MT1478	7/16"-20 Female Flare	Open	Closed: 40 psi	Open: 4 psi
 MT1490	M12-1.5 Female	Open	Closed: 45 psi	Open: 35 psi
 MT1491	3/8"-24 Male	Open	Closed: 14 psi	Open: 13 psi
 MT1623	M12-1.5 Female	Closed	Open: 35 psi	Closed: 5 psi
 MT1639	M12-1.5 Female	Open	Closed: 47 psi	Open: 23 psi
 MT1900	1/4" Female Flare	Open	Closed: 34 psi	Open: 6 psi
 MT1901	M10-1.25 Female	Open	Closed: 34 psi	Open: 6 psi
 MT1902	M10-1.25 Female	Open	Closed: 35 psi	Open: 10 psi

Trinary Switch - HPCO / Cooling Fan / LPCO

Item	Thread	HP/LP Normal	HPCO Pressure	LPCO Pressure	Fan Normal	Fan Pressure
 MT0351	3/8"-24 Male	Open	Open 384 psi	Open 30 psi	Closed	Open 220 psi
 MT0352	M11-1.0 Male	Open	Open 455 psi	Open 29 psi	Closed	Open 220 psi
 MT0357	M11-1.0 Male	Open	Open 455 psi	Open 29 psi	Open	Closed 220 psi
 MT0378	M11-1.0 Male	Open	Open 455 psi	Open 32 psi	Closed	Open 220 psi
 MT0379	M11-1.0 Male	Open	Open 455 psi	Open 29 psi	Open	Closed 256 psi
 MT0380	3/8"-24 Male	Open	Open 384 psi	Open 29 psi	Open	Closed 190 psi
 MT0381	3/8"-24 Male	Open	Open 412 psi	Open 29 psi	Open	Closed 190 psi
 MT0382	3/8"-24 Male	Open	Open 384 psi	Open 29 psi	Closed	Open 191 psi
 MT0384	3/8"-24 Male	Open	Open 426 psi	Open 28 psi	Open	Closed 227 psi
 MT0385	3/8"-24 Male	Open	Open 384 psi	Open 28 psi	Open	Closed 213 psi
 MT0389	3/8"-24 Male	Open	Open 391 psi	Open 39 psi	Open	Closed 232 psi
 MT0392	3/8"-24 Male	Open	Open 384 psi	Open 25 psi	Open	Closed 220 psi
 MT0587	7/16"-20 Female	Open	Open 455 psi	Open 17 psi	Open	Closed 228 psi
 MT0589	3/8"-24 Male	Open	Open 413 psi	Open 24 psi	Open	Closed 249 psi
 MT0591	M10-1.25 Female	Open	Open 427 psi	Open 27 psi	Open	Closed 220 psi
 MT0618	3/8"-24 Male	Open	Open 383 psi	Open 29 psi	Closed	Open 220 psi

Electrical - Switches/Sensors



Trinary Switch - HPCO / Cooling Fan / LPCO							
Item	Thread	HP/LP Normal	HPCO Pressure	LPCO Pressure	Fan Normal	Fan Pressure	
	MT0620 3/8"-24 Male	Open	Open 455 psi	Open 29 psi	Open	Closed 220 psi	
	MT0783 7/16"-20 Female	Open	Open 455 psi	Open 28 psi	Open	Closed 241 psi	
	MT0816 3/8"-24 Male	Open	Open 445 psi	Open 28 psi	Open	Close 250 psi	
	MT0818 3/8"-24 Male	Open	Open 445 psi	Open 28 psi	Open	Close 215 psi	
	MT0886 7/16"-20 Female	Open	Open 455 psi	Open 18 psi	Open	Closed 227 psi	
	MT0888 7/16"-20 Female	Open	Open 455 psi	Open 28 psi	Open	Closed 241 psi	
	MT0889 7/16"-20 Female Flare	Open	Open 455 psi	Open 28 psi	Open	Closed 241 psi	
	MT0987 M10-1.25 Female	Open	Open 450 psi	Open 30 psi	Open	Closed 220 psi	
	MT1021 3/8"-24 Male	Open	Open 428 psi	Open 28 psi	Open	Closed 228 psi	
	MT1024 7/16"-20 Female	Open	Open 455 psi	Open 17 psi	Open	Closed 255 psi	
	MT1025 7/16"-20 Female	Open	Open 455 psi	Open 17 psi	Open	Closed 284 psi	
	MT1248 7/16"-20 Female	Open	OP/CL 460/330 psi	Open 30 psi	Open	CL/OP 250/170 psi	
	MT1249 3/8"-24 Male	Open	Open 391 psi	Open 28 psi	Open	Closed 220 psi	
	MT1378 7/16"-20 Female Flare	Open	OP/CL 328/260 psi	CL/OP 34/22 psi	Closed	OP/CL 230/150 psi	
	MT1379 7/16"-20 Female Flare	Open	OP/CL 340/280 psi	CL/OP 30/20 psi	Open	CL/OP 240/160 psi	
	MT1459 3/8"-24 Male	Open	OP/CL 455/275 psi	CL/OP 28/27 psi	Open	CL/OP 241/175 psi	
	MT1483 7/16"-20 Female Flare	Open	OP/CL 455/275 psi	CL/OP 28/27 psi	Open	CL/OP 241/175 psi	
	MT1628 3/8"-24 Male	Open	Open 455 psi	Open 29 psi	Open	Closed 220 psi	
	MT3504 3/8"-24 Male	Open	Open 455 psi	Open 28 psi	Open	Closed 256 psi	
	MT3505 M11-1.0 Male	Open	Open 426 psi	Open 28 psi	Open	Closed 220 psi	
	MT3506 3/8"-24 Male	Open	Open 465 psi	Open 28 psi	Open	Closed 235 psi	

Actuators



MT1800 QTY: 1
A/C-Heater Acuator
Module for Mode Doors
GM Cars 09-94
GM Trucks 09-98



MT1809 QTY: 1
A/C-Heater Acuator
Module for Mode Doors
GM Cars 09-95
GM Trucks 09-00

Blower / Vacuum



MT0463 QTY: 1
Blower Switch
Includes Shaft Nut
Type: Rotary
Voltage: 12
Hardware Included: Yes
Pigtail: MT1345
AMC 85-68



MT0464 QTY: 1
Blower Switch
Type: Lever
Voltage: 12
Hardware Included: No
Pigtail: MT0900
Dodge Trucks 80-72



MT0465 QTY: 1
Blower Switch
Type: Lever
Voltage: 12
Hardware Included: No
Chrysler Cars 89-74
Dodge Trucks 89-78



MT0487 QTY: 1
Blower Switch
Type: Lever
Voltage: 12
Hardware Included: No
Pigtail: MT0906
Ford Cars 89-75
Ford Trucks 91-78



MT0495 QTY: 1
Blower Switch
Type: Lever
Voltage: 12
Hardware Included: No
GM Cars 85-77
GM Trucks 84-78



MT0496 QTY: 1
Blower Switch
Type: Lever
Voltage: 12
Hardware Included: No
GM Cars 91-82
GM Trucks 96-84



MT0777 QTY: 1
Blower Switch
Type: Lever
Voltage: 12
Hardware Included: No
GM Cars 96-86



MT0803 QTY: 1
Vacuum Selector Switch
Ports: 9
GM Cars 90-77
GM Trucks 87-77



MT1306 QTY: 1
Blower Switch
Type: Rotary
Voltage: 12
Hardware Included: No
Ford Cars 11-92
Ford Trucks 05-90



MT1307 QTY: 1
Blower Switch
Type: Rotary
Voltage: 12
Hardware Included: No
Ford Cars 93-86
Ford Trucks 08-86



MT1311 QTY: 1
Blower Switch
Type: Rotary
Voltage: 12
Hardware Included: No
Ford Cars 11-02
Ford Trucks 08-97
Mazda 11-01

Control Heads



MT1806 QTY: 1
A/C-Heater Control
Head Module
Manual A/C - Blower,
Mode and Temperature
Control
Type: Rotary
GM Cars 05-01
GM Cars 99-97



MT1807 QTY: 1
A/C-Heater Control
Head Module
Manual A/C - Blower,
Mode and Temperature
Control
w/ Rear Window Defogger
Type: Rotary
GM Cars 00-99
GM Trucks 00-96



MT1808 QTY: 1
A/C-Heater Control
Head Module
Manual A/C - Blower,
Mode and Temperature
Control
w/o Rear Window Defogger
Type: Rotary
GM Cars 00-99
GM Trucks 00-96

Coolant Temp Sensor



MT0469 QTY: 1
Coolant Temp Sensor
5/8"-18
10000 Ohms @ 78°F /
26°C
Pigtail: MT0914
Chrysler Cars 95-85
Dodge Trucks 95-89
Eagle 89-88



MT0488 QTY: 1
Coolant Temp Sensor
5/8"-18
25000 Ohms @ 78°F /
26°C
Pigtail: MT0916
Ford Cars 06-01
Ford Cars 95-80
Ford Trucks 95-81
Mazda 94-91
Merkur 89-86



MT0497 QTY: 1
Coolant Temp Sensor
5/8"-18
1650 Ohms @ 100°F /
38°C
235 Ohms @ 200°F / 93°C
90 Ohms @ 250°F / 121°C
Pigtail: MT0914
Acura 99-96
Geo 93-90
GM Cars 09-79
GM Trucks 09-86
Honda 02-94
Isuzu 04-89
Isuzu 87-86



MT0576 QTY: 1

Coolant Temp Sensor
M12-1.5
2000 Ohms @ 70°F / 21°C
Crush Washer: MT1632

BMW	95-92
Hyundai	01-93
Infiniti	97-90
Nissan	96-82
Nissan	79-75
Volvo	88-82



MT0578 QTY: 1

Coolant Temp Sensor
11/16"-18
1430 Ohms @ 100°F / 38°C
215 Ohms @ 200°F / 93°C
100 Ohms @ 250°F / 121°C

Chrysler Cars	96-91
Eagle	96-88
Hyundai	98-93
Mitsubishi	96-91



MT0582 QTY: 1 Kit

Coolant Temp Sensor
M12-1.5
3000 Ohms @ 78°F / 26°C
Pigtail: MT0914
Crush Washer: MT1632

GM Trucks **06**



MT0607 QTY: 1

Coolant Temp Sensor
Color can be either Gray or White
M16-1.5
2500 Ohms @ 78°F / 26°C
Pigtail: MT0916

Ford Cars	09-95
Ford Trucks	08-95
Mazda	07-95



MT0873 QTY: 1

Coolant Temp Sensor
M16-1.5
10000 Ohms @ 78°F / 26°C
Pigtail: MT0914
Chrysler Cars **97-89**
Eagle **98-90**
Jeep **97-91**



MT0969 QTY: 1

Coolant Temp Sensor
M12-1.5
2080 Ohms @ 77°F / 25°C
302 Ohms @ 185°F / 85°C
188 Ohms @ 212°F / 100°C
Crush Washer: MT1632

Isuzu	96-86
Jaguar	89-85
Volkswagen	99-82



MT1012 QTY: 1

Coolant Temp Sensor
M10-1.5
2080 Ohms @ 77°F / 25°C
294 Ohms @ 185°F / 85°C
189 Ohms @ 212°F / 100°C
Crush Washer: MT1631

Audi **92-87**



MT1013 QTY: 1

Coolant Temp Sensor
M10-1.5
2080 Ohms @ 77°F / 25°C
294 Ohms @ 185°F / 85°C
189 Ohms @ 212°F / 100°C
Crush Washer: MT1631

Audi	01-92
Audi	90-84
Volkswagen	93-82



MT1014 QTY: 1

Coolant Temp Sensor
M12-1.5
1350 Ohms @ 100°F / 38°C
260 Ohms @ 200°F / 93°C
130 Ohms @ 250°F / 121°C
Crush Washer: MT1632

Audi	01-00
Audi	97-84
BMW	99-84
Volkswagen	88-85



MT1015 QTY: 1

Coolant Temp Sensor
M12-1.5
1520 Ohms @ 95°F / 35°C
740 Ohms @ 131°F / 55°C
214 Ohms @ 203°F / 95°C
Crush Washer: MT1632

Infiniti	06-94
Nissan	09-79



MT1016 QTY: 1

Coolant Temp Sensor
M12-1.5
2080 Ohms @ 77°F / 25°C
294 Ohms @ 185°F / 85°C
189 Ohms @ 212°F / 100°C
Crush Washer: MT1632

Subaru **98-90**



MT0577 QTY: 1

Coolant Temp Sensor
May be Green or Yellow
(Yellow does not have top locater tab)
M12-1.5
1950 Ohms @ 77°F / 25°C
108 Ohms @ 250°F / 121°C
Crush Washer: MT1632

BMW	95-75
Ford Cars	02-91
Geo	91-89
Kia	02-94
Mazda	95-83
Porsche	95-80
Renault	86-76
Saab	93-86
Subaru	95-93
Subaru	91-86
Suzuki	91-85
Suzuki	81
Toyota	89-79
Volkswagen	84-82



MT0579 QTY: 1

Coolant Temp Sensor
M12-1.5
2080 Ohms @ 77°F / 25°C
294 Ohms @ 185°F / 85°C
189 Ohms @ 212°F / 100°C
Crush Washer: MT1632



































Ford Cars	98-94
Geo	97-89
GM Cars	02-97
Jaguar	03-90
Kia	97-95
Lexus	09-90
Mazda	03-89
Subaru	92-90
Suzuki	98-90
Toyota	09-88
























MT0580 QTY: 1



































Coolant Temp Sensor
M12-1.5
2000 Ohms @ 72°F / 22°C
Crush Washer: MT1632































Acura	09-88
Honda	06-85

  <p>MT1017 QTY: 1 Coolant Temp Sensor M12-1.5 1220 Ohms @ 104°F / 40°C 580 Ohms @ 140°F / 60°C 160 Ohms @ 212°F / 100°C Crush Washer: MT1632 Mazda 94-89</p>	  <p>MT1642 QTY: 1 Coolant Temp Sensor M16-1.5 10000 Ohms @ 78°F / 26°C Chrysler Cars 09-01 Dodge Trucks 09-03 Jeep 09-05</p>	  <p>MT1645 QTY: 1 Coolant Temp Sensor M16-1.5 10000 Ohms @ 78°F / 26°C Chrysler Cars 09-07 Chrysler Cars 04-96 Dodge Trucks 09-96 Jeep 09-97 Mitsubishi 99-95</p>	  <p>MT1649 QTY: 1 Coolant Temp Sensor Quick Disconnect 2500 Ohms @ 78°F / 26°C Ford Cars 09-99 Ford Trucks 08-02 Mazda 08-05</p>	  <p>MT1653 QTY: 1 Coolant Temp Sensor M12-1.5 2000 Ohms @ 78°F / 26°C Crush Washer: MT1632 Toyota 07-02</p>
 <p>MT1446 QTY: 1 Kit Coolant Temp Sensor Includes Pigtail Converts Original Single Pin to Double Pin 5/8"-18 1650 Ohms @ 100°F / 38°C 235 Ohms @ 200°F / 93°C 90 Ohms @ 250°F / 121°C GM Cars 90-79 GM Trucks 85-79</p>	  <p>MT1643 QTY: 1 Coolant Temp Sensor M12-1.5 2000 Ohms @ 78°F / 26°C Crush Washer: MT1632 GM Cars 09-03 Saturn 07</p>	  <p>MT1646 QTY: 1 Coolant Temp Sensor M12-1.5 5000 Ohms @ 78°F / 26°C Crush Washer: MT1632 Porsche 95-87</p>	  <p>MT1650 QTY: 1 Coolant Temp Sensor M12-1.5 2500 Ohms @ 78°F / 26°C Crush Washer: MT1632 Ford Cars 09-96 Ford Trucks 04-97 Mazda 04-01</p>	 <p>MT1630 QTY: 5 Copper Crush Washer ID: 0.375" / 9.53mm OD: 0.622" / 15.80mm Thick: 0.089" / 2.26mm</p>
  <p>MT1640 QTY: 1 Coolant Temp Sensor 5/8"-18 Pigtail: MT1329 GM Cars 02-92 GM Trucks 99-97</p>	  <p>MT1644 QTY: 1 Coolant Temp Sensor Replaces White, Black and Gray M12-1.5 2500 Ohms @ 78°F / 26°C Pigtail: MT0914 Crush Washer: MT1632 GM Cars 09-97 GM Cars 91-88 GM Trucks 09-99 Isuzu 00-98 Saab 05 Saturn 07-00</p>	  <p>MT1647 QTY: 1 Coolant Temp Sensor M16-1.25 Hyundai 06-00 Kia 06-01</p>	  <p>MT1651 QTY: 1 Coolant Temp Sensor M10-1.75 3000 Ohms @ 78°F / 26°C Crush Washer: MT1631 Ford Cars 06-98 Ford Trucks 05-97</p>	 <p>MT1631 QTY: 5 Copper Crush Washer ID: 0.448" / 11.38mm OD: 0.678" / 17.22mm Thick: 0.089" / 2.26mm</p>
  <p>MT1641 QTY: 1 Coolant Temp Sensor 3/8"-24 NPT 2500 Ohms @ 78°F / 26°C Pigtail: MT1324 Saturn 02-91</p>		  <p>MT1648 QTY: 1 Coolant Temp Sensor M12-1.5 Crush Washer: MT1632 Mazda 05-99 Subaru 06-99 Toyota 05-98</p>	  <p>MT1652 QTY: 1 Coolant Temp Sensor 7/16"-28 8000 Ohms @ 78°F / 26°C Dodge Trucks 03-94 Jeep 98-97</p>	 <p>MT0468 QTY: 1 Radiator Fan Switch 7/8"-14 NPT Off: 175°F / 79°C On: 200°F / 93°C Chrysler Cars 88-79 Dodge Trucks 84-82</p>

  <p>MT0485 QTY: 1 Radiator Fan Switch Off: 195°F / 91°C On: 216°F / 102°C Pigtail: MT0915 Ford Cars 90-84</p>	  <p>MT0537 QTY: 1 Radiator Fan Switch Off: 203°F / 95°C On: 212°F / 100°C Geo 94-92 Suzuki 94-92</p>	  <p>MT0541 QTY: 1 Radiator Fan Switch Off: 179°F / 82°C On: 188°F / 87°C Nissan 90-89</p>	  <p>MT0545 QTY: 1 Radiator Fan Switch Off: 189°F / 87°C On: 198°F / 92°C Acura 98-96 Honda 89-85</p>	  <p>MT0549 QTY: 1 Radiator Fan Switch Off: 176°F / 80°C On: 185°F / 85°C Geo 99-91 GM Cars 99-97 Toyota 89-88</p>
  <p>MT0486 QTY: 1 Radiator Fan Switch Off: 185°F / 85°C On: 205°F / 96°C Pigtail: MT0907 Ford Cars 86-84 Mercury 89-86</p>	  <p>MT0538 QTY: 1 Radiator Fan Switch Off: 188°F / 87°C On: 197°F / 92°C Nissan 88-85</p>	  <p>MT0542 QTY: 1 Radiator Fan Switch Off: 195°F / 91°C On: 216°F / 102°C Nissan 92-91</p>	  <p>MT0546 QTY: 1 Radiator Fan Switch Off: 225°F / 107°C On: 234°F / 112°C Acura 93-92 Honda 96-86</p>	  <p>MT0550 QTY: 1 Radiator Fan Switch Off: 198°F / 92°C On: 212°F / 100°C Geo 92-89 Toyota 85-81</p>
 <p>MT0490 QTY: 1 Radiator Fan Switch M16x1.5 Thread Off: 220°F / 104°C On: 228°F / 109°C Ford Cars 86-80</p>	  <p>MT0539 QTY: 1 Radiator Fan Switch Off: 179°F / 82°C On: 197°F / 92°C Nissan 86-83</p>	 <p>MT0543 QTY: 1 Radiator Fan Switch Off: 188°F / 87°C On: 197°F / 92°C Honda 85-73</p>	 <p>MT0547 QTY: 1 Radiator Fan Switch Off: 195°F / 91°C On: 217°F / 103°C Subaru 80-78</p>	  <p>MT0551 QTY: 1 Radiator Fan Switch Off: 185°F / 85°C On: 194°F / 90°C Toyota 92-91</p>
 <p>MT0494 QTY: 1 Radiator Fan Switch 3/8"-18 NPT Off: 220°F / 104°C On: 230°F / 110°C GM Cars 92-80</p>	  <p>MT0540 QTY: 1 Radiator Fan Switch Off: 194°F / 90°C On: 203°F / 95°C Nissan 88-87</p>	 <p>MT0544 QTY: 1 Radiator Fan Switch Off: 194°F / 90°C On: 203°F / 95°C Acura 91-86 Honda 91-88</p>	 <p>MT0548 QTY: 1 Radiator Fan Switch Off: 194°F / 90°C On: 203°F / 95°C Subaru 88-80</p>	  <p>MT0552 QTY: 1 Radiator Fan Switch Off: 185°F / 85°C On: 194°F / 90°C Lexus 99-94 Toyota 94-92</p>

 <p>MT0553 QTY: 1 Radiator Fan Switch Off: 171°F / 77°C On: 189°F / 87°C Geo 89-86 GM Cars 89-86</p>	 <p>MT0557 QTY: 1 Radiator Fan Switch Terminal width may vary, Threads & Temperature Range are the same Off: 189°F / 87°C On: 198°F / 92°C Audi 83-79 Renault 86-81 Volkswagen 86-74</p>	 <p>MT0561 QTY: 1 Radiator Fan Switch Off: 215°F / 188°F On: 203°F / 185°F Audi 97-95 Audi 92-88 Porsche 87-77 Volkswagen 94-75</p>	 <p>MT0565 QTY: 1 Radiator Fan Switch Off: 63°F / 17°C On: 65°F / 18°C Mazda 91-87</p>	 <p>MT0570 QTY: 1 Radiator Fan Switch Off: 175°F / 79°C On: 185°F / 85°C Hyundai 94-90</p>
 <p>MT0554 QTY: 1 Radiator Fan Switch Off: 200°F / 93°C On: 219°F / 104°C Chrysler Cars 86-81 Mitsubishi 89-83</p>	 <p>MT0558 QTY: 1 Radiator Fan Switch Off: 178°F / 81°C On: 197°F / 92°C Renault 86-83</p>	 <p>MT0562 QTY: 1 Radiator Fan Switch Off: 179°F / 82°C On: 197°F / 92°C Nissan 89-86</p>	 <p>MT0566 QTY: 1 Radiator Fan Switch Off: 185°F / 85°C On: 203°F / 95°C Nissan 90-86</p>	 <p>MT0571 QTY: 1 Radiator Fan Switch Off: 221°F / 105°C On: 230°F / 110°C Geo 91-90 Isuzu 92-90</p>
 <p>MT0555 QTY: 1 Radiator Fan Switch Off: 176°F / 80°C On: 185°F / 85°C Chrysler Cars 96-91 Eagle 94-93 Mitsubishi 95-92</p>	 <p>MT0559 QTY: 1 Radiator Fan Switch Off: 180°F / 82°C On: 194°F / 90°C Nissan 89-82</p>	 <p>MT0563 QTY: 1 Radiator Fan Switch Off: 194°F / 90°C On: 203°F / 95°C Audi 87-81 Volkswagen 94-82</p>	 <p>MT0567 QTY: 1 Radiator Fan Switch Off: 185°F / 85°C On: 194°F / 90°C Hyundai 94-89</p>	 <p>MT0572 QTY: 1 Radiator Fan Switch Off: 198°F / 92°C On: 207°F / 97°C Nissan 90-89</p>
 <p>MT0556 QTY: 1 Radiator Fan Switch Off: 194°F / 90°C On: 203°F / 95°C Chrysler Cars 96-91 Mitsubishi 95-91</p>	 <p>MT0560 QTY: 1 Radiator Fan Switch M16x1.5 Thread Off: 188°F / 87°C On: 203°F / 95°C Nissan 83-82</p>	 <p>MT0564 QTY: 1 Radiator Fan Switch Off: 50°F / 10°C On: 63°F / 17°C Mazda 89-86</p>	 <p>MT0568 QTY: 1 Radiator Fan Switch Off: 198°F / 92°C On: 205°F / 96°C BMW 95-86 Chrysler Cars 94-93</p>	 <p>MT0573 QTY: 1 Radiator Fan Switch Off: 171°F / 77°C On: 198°F / 92°C Acura 95-91</p>
			 <p>MT0569 QTY: 1 Radiator Fan Switch Off: 188°F / 87°C On: 192°F / 89°C Volvo 95-83</p>	

 <p>MT0574 QTY: 1 Radiator Fan Switch Off: 203°F / 95°C On: 212°F / 100°C Mercedes 92-85</p>	 <p>MT0603 QTY: 1 Radiator Fan Switch Off: 206°F / 97°C On: 215°F / 102°C BMW 88-78</p>	  <p>MT0958 QTY: 1 Radiator Fan Switch Off: 176°F / 80°C On: 185°F / 85°C Toyota 91-86</p>	  <p>MT1372 QTY: 1 Radiator Fan Switch Off: 197°F / 92°C On: 206°F / 97°C Ford Cars 94-90 Kia 97-93 Mazda 94-89</p>	<p>Pressure Switches</p>  <p>MT0201 QTY: 1 Binary Switch, LPCO / HPCO 3/8"-24 Male Normal: Open Open: 398 psi Closed: 312 psi Closed: 28 psi Pigtail: MT0139 O-Ring: MT0245 Mercedes 95-82</p>
  <p>MT0575 QTY: 1 Radiator Fan Switch Off: 230°F / 110°C On: 239°F / 115°C Hyundai 94-89 Mitsubishi 94-92</p>	 <p>MT0604 QTY: 1 Radiator Fan Switch Off: 194°F / 90°C On: 203°F / 95°C BMW 94-77</p>	  <p>MT0977 QTY: 1 Radiator Fan Switch Off: 185°F / 85°C On: 194°F / 90°C Toyota 92-85</p>	  <p>MT1373 QTY: 1 Radiator Fan Switch Off: 206°F / 97°C On: 216°F / 102°C Geo 94-92</p>	  <p>MT0202 QTY: 1 Clutch Cycling Switch M12-1.5 Female Normal: Open Closed: 44 psi Open: 24 psi Pigtail: MT0904 O-Ring: MT0245 Ford Cars 98-93 Ford Trucks 99-94 Jeep 98-93 Mazda 96-94 Nissan 97-93</p>
  <p>MT0600 QTY: 1 Radiator Fan Switch Off: 194°F / 90°C On: 203°F / 95°C Acura 99-92 Honda 00-92</p>	  <p>MT0605 QTY: 1 Radiator Fan Switch Off: 176°F / 80°C On: 185°F / 85°C Hyundai 94-93 Hyundai 89-86 Mitsubishi 89-87</p>	  <p>MT1370 QTY: 1 Radiator Fan Switch Off: 194°F / 90°C On: 203°F / 95°C Subaru 94-88</p>	  <p>MT1374 QTY: 1 Radiator Fan Switch Off: 206°F / 97°C On: 215°F / 102°C Geo 91-89</p>	  <p>MT0203 QTY: 1 Clutch Cycling Switch 7/16"-20 Female Normal: Open Closed: 44 psi Open: 24 psi Pigtail: MT0904 O-Ring: MT0242 Ford Cars 93-80 Ford Trucks 93-80 Mazda 94-91 Merkur 87-85 Nissan 93</p>
  <p>MT0602 QTY: 1 Radiator Fan Switch Off: 188°F / 87°C On: 197°F / 92°C Honda 85-79</p>	 <p>MT0723 QTY: 1 Radiator Fan Switch Off: 185°F / 85°C On: 230°F / 110°C Audi 92-89 Audi 86</p>   <p>MT0784 QTY: 1 Radiator Fan Switch Off: 194°F / 90°C On: 221°F / 105°C Acura 90-86</p>	 <p>MT1371 QTY: 1 Radiator Fan Switch Off: 198°F / 92°C On: 219°F / 104°C Ford Cars 93-87</p>	  <p>MT1375 QTY: 1 Radiator Fan Switch Off: 194°F / 90°C On: 203°F / 95°C Honda 01-93</p>	

  <p>MT0204 QTY: 1 Clutch Cycling Switch 7/16"-20 Female Normal: Open Closed: 44 psi Open: 24 psi Pigtail: MT0135 O-Ring: MT0242</p> <p>GM Cars 93-90 GM Trucks 93-89</p>	  <p>MT0207 QTY: 1 Clutch Cycling Switch 7/16"-20 Female Normal: Open Closed: 44 psi Open: 24 psi Pigtail: MT0139 O-Ring: MT0242</p> <p>Alfa Romeo 93-88 Audi 95-80 Fiat 93-87 GM Cars 93-76 GM Trucks 93-73 Volvo 93-83</p>	  <p>MT0211 QTY: 1 Cooling Fan Refrigerant Pressure Switch M12-1.5 Female Normal: Open Closed: 267 psi Open: 197 psi O-Ring: MT0245</p> <p>Volvo 95-93</p>	  <p>MT0214 QTY: 1 Clutch Cycling Switch 7/16"-20 Female Normal: Open Closed: 44 psi Open: 24 psi O-Ring: MT0242</p> <p>Volvo 92</p>	  <p>MT0217 QTY: 1 Hi Pressure Cut-Off Switch 7/16"-20 Female Normal: Closed Open: 400 psi Closed: 260 psi Connector Type: Spade O-Ring: MT0242</p> <p>Volvo 92</p>
  <p>MT0205 QTY: 1 Clutch Cycling Switch M12-1.5 Female Normal: Open Closed: 44 psi Open: 24 psi Pigtail: MT0135 O-Ring: MT0245</p> <p>Dodge Trucks 97-94 GM Cars 01-94 GM Trucks 05-92</p>	  <p>MT0209 QTY: 1 Cooling Fan Refrigerant Pressure Switch M12-1.5 Female Normal: Open Closed: 331 psi Open: 261 psi O-Ring: MT0245</p> <p>Volvo 95-93</p>	  <p>MT0212 QTY: 1 Hi Pressure Cut-Off Switch M12-1.5 Female Normal: Closed Open: 410 psi Closed: 268 psi Connector Type: Spade O-Ring: MT0245</p> <p>Volvo 95-92</p>	  <p>MT0215 QTY: 1 Clutch Cycling Switch M12-1.5 Female Normal: Open Closed: 44 psi Open: 24 psi O-Ring: MT0245</p> <p>Volvo 92</p>	  <p>MT0227 QTY: 1 Low Pressure Cut-Off Switch Drier Mount 3/8"-24 Male Normal: Open Closed: 45 psi Open: 20 psi Pigtail: MT0139 O-Ring: MT0245</p> <p>AMC 87-80 Chrysler Cars 92-65 Dodge Trucks 93-69 Eagle 92-88 Honda 87-73 Jeep 93-82 Lexus 91-90 Mazda 88-82 Mercedes 93-69 Nissan 89-68 Subaru 87-78 Toyota 89-69</p>
  <p>MT0206 QTY: 1 Clutch Cycling Switch M12-1.5 Female Normal: Open Closed: 44 psi Open: 24 psi Pigtail: MT0139 O-Ring: MT0245</p> <p>GM Cars 96-94 GM Trucks 99-93</p>	  <p>MT0210 QTY: 1 Clutch Cycling Switch M12-1.5 Female Normal: Open Closed: 44 psi Open: 24 psi O-Ring: MT0245</p> <p>Volvo 95-93</p>	  <p>MT0213 QTY: 1 Cooling Fan Refrigerant Pressure Switch 7/16"-20 Female Normal: Open Closed: 218 psi Open: 148 psi O-Ring: MT0242</p> <p>Volvo 92</p>	  <p>MT0216 QTY: 1 Cooling Fan Refrigerant Pressure Switch 7/16"-20 Female Normal: Open Closed: 289 psi Open: 219 psi O-Ring: MT0242</p> <p>Volvo 92</p>	  <p>MT0307 QTY: 1 Hi Pressure Cut-Off Switch 1/8"-27 MPT Normal: Closed Open: 451 psi Closed: 310 psi</p> <p>BMW 91-78</p>



MT0308 QTY: 1
Cooling Fan Refrigerant Pressure Switch
3/8"-24 Male
Normal: Open
Closed: 218 psi
Open: 148 psi
O-Ring: MT0245

Mercedes 95-85



MT0316 QTY: 1
Binary Switch, LPCO / HPCO
7/16"-20 Female Flare
Normal: Open
Open: 398 psi
Closed: 312 psi
Closed: 28 psi
Pigtail: MT0139

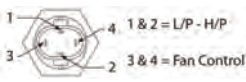


MT0319 QTY: 1
Binary Switch, LPCO / HPCO
3/8"-24 Male
Normal: Open
Open: 320 psi
Closed: 227 psi
Closed: 28 psi
Pigtail: MT0139
O-Ring: MT0245



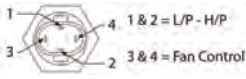
MT0350 QTY: 1
Binary Switch, LPCO / HPCO
3/8"-24 Male
Normal: Open
Open: 374 psi
Closed: 250 psi
Closed: 28 psi
Pigtail: MT0139
O-Ring: MT0245

Acura 90-86
Honda 91-86



MT0351 QTY: 1
Trinary Switch, HPCO / Cooling Fan / LPCO
3/8"-24 Male
HPLP Normal: Open
HPCO: Open 384 psi
LPCO: Open 30 psi
Fan Normal: Closed
Fan: Open 220 psi
Pigtail: MT1238
O-Ring: MT0245

Acura 95-88
Lexus 99-92
Toyota 93-91



MT0352 QTY: 1
Trinary Switch, HPCO / Cooling Fan / LPCO
M11-1.0 Male
HPLP Normal: Open
HPCO: Open 455 psi
LPCO: Open 29 psi
Fan Normal: Closed
Fan: Open 220 psi
Pigtail: MT1238
O-Ring: MT0004

Acura 03-95
Lexus 01-93
Toyota 09-07
Toyota 05-91



MT0353 QTY: 1
Binary Switch, LPCO / HPCO
3/8"-24 Male
Normal: Closed
Closed: 375 psi
Open: 250 psi
Open: 28 psi
O-Ring: MT0245

Nissan 85-82



MT0354 QTY: 1
Binary Switch, LPCO / HPCO
M11-1.0 Male
Normal: Open
Open: 451 psi
Closed: 375 psi
Open: 28 psi
O-Ring: MT0004

Lexus 99-94
Mitsubishi 06-94
Toyota 09-93



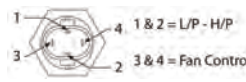
MT0355 QTY: 1
Binary Switch, LPCO / HPCO
3/8"-24 Male
Normal: Closed
Closed: 380 psi
Open: 265 psi
Open: 28 psi
O-Ring: MT0245

Toyota 95-88



MT0356 QTY: 1
Cooling Fan Refrigerant Pressure Switch
3/8"-24 Male
Normal: Open
Closed: 197 psi
Open: 162 psi
O-Ring: MT0245

Toyota 96-90



MT0357 QTY: 1
Trinary Switch, HPCO / Cooling Fan / LPCO
M11-1.0 Male
HPLP Normal: Open
HPCO: Open 455 psi
LPCO: Open 29 psi
Fan Normal: Open
Fan: Closed 220 psi
Pigtail: MT1238
O-Ring: MT0004

Acura 08-01
Honda 02-99
Lexus 99
Mazda 12-04
Toyota 08-99



MT0358 QTY: 1
Binary Switch, LPCO / HPCO
3/8"-24 Male
Normal: OPEN
Open: 423 psi
Closed: 365 psi
Closed: 28 psi
O-Ring: MT0245

Acura 99-98
Honda 02-98



MT0359 QTY: 1
Binary Switch, LPCO / HPCO
M11-1.0 Male
Normal: Open
Open: 454 psi
Closed: 385 psi
Closed: 28 psi
O-Ring: MT0004

Acura 06-91
Honda 02-93



MT0360 QTY: 1
Binary Switch, LPCO / HPCO
3/8"-24 Male
Normal: Closed
Closed: 380 psi
Open: 265 psi
Open: 28 psi
O-Ring: MT0245

Nissan 90-83







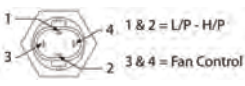






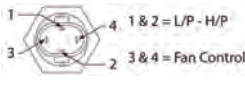

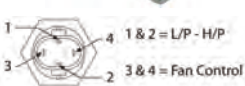






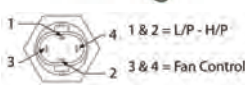

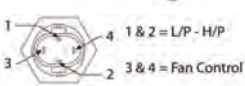




MT0361 QTY: 1
Binary Switch, LPCO / HPCO
3/8"-24 Male
Normal: Closed
Closed: 380 psi
Open: 265 psi
Open: 28 psi
O-Ring: MT0245

Nissan 94-89



MT0372 QTY: 1
Low Pressure Cut-Off Switch
3/8"-24 Male
Normal: Open
Closed: 30 psi
Open: 29 psi
Pigtail: MT0139
O-Ring: MT0245

Jeep 95-94
Toyota 89-82

 <p>MT0374 QTY: 1 Binary Switch, LPCO / HPCO Aftermarket Version does not have locator tab. 3/8"-24 Male Normal: Closed Closed: 380 psi Open: 265 psi Open: 28 psi Pigtail: MT0139 O-Ring: MT0245</p> <p>Honda 87-84 Isuzu 92-87 Toyota 93-85</p>	  <p>MT0377 QTY: 1 Cooling Fan Refrigerant Pressure Switch 3/8"-24 Male Normal: Open Closed: 219 psi Open: 176 psi O-Ring: MT0245</p> <p>Toyota 91-87</p>	  <p>MT0380 QTY: 1 Trinary Switch, HPCO / Cooling Fan / LPCO 3/8"-24 Male HPL Normal: Open HPCO: Open 384 psi LPCO: Open 29 psi Fan Normal: Open Fan: Closed 190 psi Pigtail: MT1238 O-Ring: MT0245</p> <p>Toyota 06-90</p>	 <p>MT0384 QTY: 1 Trinary Switch, HPCO / Cooling Fan / LPCO w/ Pigtail Wiring Instructions: Red/White & Black/White to A/C Clutch Blue/Red & Blue/ White to Fan 3/8"-24 Male HPL Normal: Open HPCO: Open 426 psi LPCO: Open 28 psi Fan Normal: Open Fan: Closed 227 psi O-Ring: MT0245</p> <p>Saab 93-92</p>	  <p>MT0387 QTY: 1 Binary Switch, LPCO / HPCO 3/8"-24 Male Normal: Closed Closed: 410 psi Open: 350 psi Open: 28 psi O-Ring: MT0245</p> <p>Nissan 88-87</p>
  <p>MT0375 QTY: 1 Binary Switch, LPCO / HPCO 3/8"-24 Male Normal: Closed Closed: 423 psi Open: 365 psi Open: 28 psi O-Ring: MT0245</p> <p>Acura 97-96 Honda 97-94 Isuzu 98-93</p>	  <p>MT0378 QTY: 1 Trinary Switch, HPCO / Cooling Fan / LPCO M11-1.0 Male HPL Normal: Open HPCO: Open 455 psi LPCO: Open 32 psi Fan Normal: Closed Fan: Open 220 psi Pigtail: MT1238 O-Ring: MT0004</p> <p>Acura 04-98</p>	  <p>MT0381 QTY: 1 Trinary Switch, HPCO / Cooling Fan / LPCO 3/8"-24 Male HPL Normal: Open HPCO: Open 412 psi LPCO: Open 29 psi Fan Normal: Open Fan: Closed 190 psi Pigtail: MT1238 O-Ring: MT0245</p> <p>Toyota 97-90</p>	 <p>MT0385 QTY: 1 Trinary Switch, HPCO / Cooling Fan / LPCO w/ Pigtail Wiring Instructions: Red/White & Black/White to A/C Clutch Blue/Red & Blue/ White to Fan 3/8"-24 Male HPL Normal: Open HPCO: Open 384 psi LPCO: Open 28 psi Fan Normal: Open Fan: Closed 213 psi O-Ring: MT0245</p> <p>Saab 91-86</p>	  <p>MT0388 QTY: 1 Binary Switch, LPCO / HPCO 3/8"-24 Male Normal: Closed Closed: 360 psi Open: 265 psi Open: 28 psi O-Ring: MT0245</p> <p>Nissan 92-87</p>
  <p>MT0376 QTY: 1 Binary Switch, LPCO / HPCO M11-1.0 Male Normal: Closed Closed: 423 psi Open: 365 psi Open: 28 psi O-Ring: MT0004</p> <p>Honda 98-95</p>	  <p>MT0379 QTY: 1 Trinary Switch, HPCO / Cooling Fan / LPCO M11-1.0 Male HPL Normal: Open HPCO: Open 455 psi LPCO: Open 29 psi Fan Normal: Open Fan: Closed 256 psi Pigtail: MT1238 O-Ring: MT0004</p> <p>Lexus 03-99 Mitsubishi 98-91</p>	  <p>MT0382 QTY: 1 Trinary Switch, HPCO / Cooling Fan / LPCO 3/8"-24 Male HPL Normal: Open HPCO: Open 384 psi LPCO: Open 29 psi Fan Normal: Closed Fan: Open 191 psi Pigtail: MT1238 O-Ring: MT0245</p> <p>Lexus 91-90 Toyota 92-87</p>	  <p>MT0386 QTY: 1 Binary Switch, LPCO / HPCO 3/8"-24 Male Normal: Closed Closed: 380 psi Open: 265 psi Open: 28 psi O-Ring: MT0245</p> <p>Nissan 89-84</p>	  <p>MT0389 QTY: 1 Trinary Switch, HPCO / Cooling Fan / LPCO 3/8"-24 Male HPL Normal: Open HPCO: Open 391 psi LPCO: Open 39 psi Fan Normal: Open Fan: Closed 232 psi O-Ring: MT0245</p> <p>Infiniti 96-93 Nissan 97-93</p>



MT0390 QTY: 1
Cooling Fan Refrigerant Pressure Switch
3/8"-24 Male
Normal: Closed
Open: 214 psi
Closed: 173 psi
O-Ring: MT0245

Toyota 95-87



MT0393 QTY: 1
Binary Switch, LPCO / HPCO
3/8"-24 Male
Normal: Closed
Closed: 400 psi
Open: 325 psi
Open: 28 psi
O-Ring: MT0245

Infiniti 93-91
Nissan 94-89



MT0444 QTY: 1
Clutch Cycling Switch
M12-1.5 Female
Normal: Open
Closed: 44 psi
Open: 24 psi
Pigtail: MT0896
O-Ring: MT0245

Ford Cars 07-05
Ford Cars 02-95
Ford Trucks 08-96
Mazda 99-97
Nissan 99-98



MT0466 QTY: 1
Hi Pressure Cut-Off Switch
M10-1.25 Female
Normal: Closed
Open: 430 psi
Closed: 275 psi
Connector Type: Spade
Pigtail: MT0136
O-Ring: MT0004

Dodge Trucks 97-94
Jeep 96-93



MT0471 QTY: 1
Cooling Fan Refrigerant Pressure Switch
3/8"-24 Female
Normal: Open
Closed: 220 psi
Open: 160 psi
Pigtail: MT0599
O-Ring: MT0242

Chrysler Cars 93-89



MT0391 QTY: 1
Cooling Fan Refrigerant Pressure Switch
3/8"-24 Male
Normal: Closed
Open: 214 psi
Closed: 173 psi
O-Ring: MT0245

Toyota 90-87



MT0394 QTY: 1
Cooling Fan Refrigerant Pressure Switch
3/8"-24 Male
Normal: Open
Closed: 220 psi
Open: 178 psi
O-Ring: MT0245

Toyota 93-88



MT0447 QTY: 1 Kit
Compressor Switch, HPCO
GM/Harrison Compressor Replaces Red, Tan & Dk Orange
Normal: Closed
Open: 430 psi
Closed: 200 psi
Pigtail: MT0136
O-Ring: MT0272
Retaining Ring: MT0085

GM Cars 05-82
GM Trucks 05-85



MT0467 QTY: 1
Hi Pressure Cut-Off Switch
M10-1.25 Female
Normal: Closed
Open: 425 psi
Closed: 275 psi
Connector Type: Spade
Pigtail: MT1689
O-Ring: MT0004

Dodge Trucks 02-98
Jeep 04-97



MT0472 QTY: 1
Hi Pressure Cut-Off Switch
3/8"-24 Female
Normal: Closed
Open: 400 psi
Closed: 290 psi
Connector Type: Spade
Pigtail: MT0599
O-Ring: MT0242

Chrysler Cars 93-89



MT0392 QTY: 1
Tertiary Switch, HPCO / Cooling Fan / LPCO
3/8"-24 Male
HPLP Normal: Open
HPCO: Open 384 psi
LPCO: Open 25 psi
Fan Normal: Open
Fan: Closed 220 psi
O-Ring: MT0245

Infiniti 97-93



MT0397 QTY: 1
Binary Switch, LPCO / HPCO
3/8"-24 Male
Normal: Closed
Closed: 451 psi
Open: 375 psi
Open: 28 psi
O-Ring: MT0245

Acura 94-92
Honda 93-90
Isuzu 04-99



MT0459 QTY: 1
Clutch Cycling Switch (Aftermarket Version)
7/16"-20 Female
Normal: Open
Closed: 17 psi
Open: 13 psi
O-Ring: MT0242

Chrysler Cars 93-85
Dodge Trucks 93-86



MT0470 QTY: 1
Low Pressure Cut-Off Switch
For Black Expansion Valves and 6C17 Compressor
3/8"-24 Male
Normal: Open
Closed: 40 psi
Open: 39 psi
Pigtail: MT0139
O-Ring: MT0245















Chrysler Cars 95-89
Mazda 87-82
Saab 93-84



MT0473 QTY: 1
Hi Pressure Cut-Off Switch
M10-1.25 Female
Normal: Closed
Open: 475 psi
Closed: 325 psi
Connector Type: Spade
Pigtail: MT0599
O-Ring: MT0004

Chrysler Cars 95-93

 <p>MT0474 QTY: 1 Kit Cooling Fan Refrigerant Pressure Switch Includes Pigtail M10-1.25 Female Normal: Open Closed: 280 psi Open: 230 psi Pigtail: MT0599 O-Ring: MT0004 Chrysler Cars 95-93</p>	 <p>MT0499 QTY: 1 Low Pressure Cut-Off Switch 3/8"-24 Female Normal: Open Closed: 26 psi Open: 25 psi Pigtail: MT0139 O-Ring: MT0242 Audi 84-78 GM Cars 79-74 GM Trucks 79-73</p>	 <p>MT0502 QTY: 1 Binary Switch, Cooling Fan (2 Speed) 3/8"-24 Female Normal: Open Closed: 245/275 psi Open: 200 psi Closed: 140/160 psi Open: 100 psi Pigtail: MT0908 O-Ring: MT0242 GM Cars 89-84</p>	 <p>MT0588 QTY: 1 Binary Switch, LPCO / HPCO 3/8"-24 Male Normal: Closed Closed: 451 psi Open: 375 psi Open: 28 psi O-Ring: MT0245 Mazda 05-93</p>	 <p>MT0591 QTY: 1 Trinary Switch, HPCO / Cooling Fan / LPCO M10-1.25 Female HPLP Normal: Open HPCO: Open 427 psi LPCO: Open 27 psi Fan Normal: Open Fan: Closed 220 psi O-Ring: MT0004 Audi 05-97 Volkswagen 99-98</p>
 <p>MT0484 QTY: 1 Binary Switch, LPCO / HPCO M10-1.25 Female Normal: Open Open: 450 psi Closed: 335 psi Closed: 32 psi Pigtail: MT0599 O-Ring: MT0004 Jeep 96-94</p>	 <p>MT0500 QTY: 1 Kit Compressor Switch, Cooling Fan GM/Harrison Compressor Replaces Red Normal: Open Closed: 283 psi Open: 210 psi Pigtail: MT0135 O-Ring: MT0272 Retaining Ring: MT0085 GM Cars 05-82 GM Trucks 94</p>	 <p>MT0503 QTY: 1 Cooling Fan Refrigerant Pressure Switch 3/8"-24 Female Normal: Open Closed: 210 psi Open: 160 psi Pigtail: MT0135 O-Ring: MT0242 GM Cars 93-91</p>	 <p>MT0589 QTY: 1 Trinary Switch, HPCO / Cooling Fan / LPCO 3/8"-24 Male HPLP Normal: Open HPCO: Open 413 psi LPCO: Open 24 psi Fan Normal: Open Fan: Closed 249 psi O-Ring: MT0245 Infiniti 02-97 Nissan 04-97</p>	 <p>MT0601 QTY: 1 Low Pressure Cut-Off Switch For Silver & Gold Expansion Blocks 3/8"-24 Male Normal: Open Closed: 45 psi Open: 14 psi Pigtail: MT0139 O-Ring: MT0245 Chrysler Cars 95-74 Dodge Trucks 93-79</p>
 <p>MT0491 QTY: 1 Binary Switch, HPCO / Cooling Fan Replaces Black, Blue, Green, White & Yellow M10-1.25 Female H/P Normal: Closed Open: 450 psi Closed: 250 psi Fan Normal: Open Closed: 325 psi Open: 250 psi O-Ring: MT0004 Ford Cars 03-94 Ford Trucks 98-96</p>	 <p>MT0501 QTY: 1 Kit Compressor Switch, HSLP GM/Harrison Compressor Replaces Green & Blue Normal: Open Closed: 43 psi Open: 35 psi Pigtail: MT0135 O-Ring: MT0272 Retaining Ring: MT0085 GM Cars 05-71 GM Trucks 05-85</p>	 <p>MT0587 QTY: 1 Trinary Switch, HPCO / Cooling Fan / LPCO 7/16"-20 Female HPLP Normal: Open HPCO: Open 455 psi LPCO: Open 17 psi Fan Normal: Open Fan: Closed 228 psi O-Ring: MT0242 Audi 00-99 Volkswagen 03-90</p>	 <p>MT0590 QTY: 1 Binary Switch, HPCO / Cooling Fan M10-1.25 Female H/P Normal: Closed Open: 420 psi Closed: 160 psi Fan Normal: Open Closed: 250 psi Open: 195 psi O-Ring: MT0004 Audi 97-96 Audi 94-92</p>	 <p>MT0606 QTY: 1 Clutch Cycling Switch M12-1.5 Female Normal: Open Closed: 43 psi Open: 22 psi Pigtail: MT1431 O-Ring: MT0245 GM Cars 96-93</p>

 <p>MT0611 QTY: 1 Hi Pressure Cut-Off Switch M10-1.25 Female Normal: Closed Open: 435 psi Closed: 290 psi Connector Type: Spade Pigtail: MT0896 O-Ring: MT0004</p> <p>Ford Cars 06-94 Ford Trucks 12-93 Mazda 06-97</p>	 <p>MT0616 QTY: 1 Binary Switch, LPCO / HPCO 3/8"-24 Male Normal: Open Open: 380 psi Closed: 265 psi Open: 28 psi O-Ring: MT0245</p> <p>Mitsubishi 93-87</p>	 <p>MT0619 QTY: 1 Binary Switch, LPCO / HPCO 3/8"-24 Male Normal: Closed Closed: 380 psi Open: 265 psi Open: 28 psi O-Ring: MT0245</p> <p>Isuzu 93-92</p>	 <p>MT0642 QTY: 1 Binary Switch, LPCO / HPCO 3/8"-24 Male Normal: Closed Closed: 380 psi Open: 265 psi Open: 28 psi O-Ring: MT0245</p> <p>Mazda 93-88</p>	 <p>MT0672 QTY: 1 Kit Compressor Switch, Cooling Fan GM/Harrison Compressor Normal: Closed Open: 240 psi Closed: 190 psi Pigtail: MT0135 O-Ring: MT0272 Retaining Ring: MT0085</p> <p>GM Cars 05-82 GM Trucks 94</p>
 <p>MT0612 QTY: 1 Hi Pressure Cut-Off Switch 3/8"-24 Female Normal: Closed Open: 426 psi Closed: 270 psi Connector Type: Spade O-Ring: MT0242</p> <p>Nissan 93</p>	 <p>MT0617 QTY: 1 Binary Switch, LPCO / HPCO 3/8"-24 Male Normal: Open Open: 451 psi Closed: 375 psi Open: 28 psi O-Ring: MT0245</p> <p>Mitsubishi 99-93</p>	 <p>MT0620 QTY: 1 Trinary Switch, HPCO / Cooling Fan / LPCO 3/8"-24 Male HPLP Normal: Open HPCO: Open 455 psi LPCO: Open 29 psi Fan Normal: Open Fan: Closed 220 psi Pigtail: MT1238 O-Ring: MT0245</p> <p>Acura 05-91 Mazda 97-93</p>	 <p>MT0643 QTY: 1 Low Pressure Cut-Off Switch 7/16"-20 Female Normal: Closed Open: 15/25 psi Closed: 7/15 psi Pigtail: MT0135 O-Ring: MT0242</p> <p>GM Cars 95-86</p>	 <p>MT0673 QTY: 1 Kit Compressor Switch, HSLP GM/Harrison Compressor Replaces Yellow Normal: Open Closed: 55 psi Open: 45 psi Pigtail: MT0135 O-Ring: MT0272 Retaining Ring: MT0085</p> <p>GM Cars 05-82 GM Trucks 05-85</p>
 <p>MT0615 QTY: 1 Binary Switch, LPCO / HPCO 3/8"-24 Male Normal: Open Open: 423 psi Closed: 365 psi Open: 28 psi O-Ring: MT0245</p> <p>Mitsubishi 03-93 Mitsubishi 88-87</p>	 <p>MT0618 QTY: 1 Trinary Switch, HPCO / Cooling Fan / LPCO 3/8"-24 Male HPLP Normal: Open HPCO: Open 383 psi LPCO: Open 29 psi Fan Normal: Closed Fan: Open 220 psi Pigtail: MT1238 O-Ring: MT0245</p> <p>Isuzu 93-91</p>	 <p>MT0621 QTY: 1 Binary Switch, LPCO / HPCO 3/8"-24 Male Normal: Closed Closed: 380 psi Open: 265 psi Open: 28 psi O-Ring: MT0245</p> <p>Mazda 93-91</p>	 <p>MT0671 QTY: 1 Kit Compressor Switch, Cooling Fan GM/Harrison Compressor 2 Pin Purple w/ Pigtail Replaces Single Pin Green & White Mushrooms and Black 2-Pin Normal: Open Closed: 283 psi Open: 210 psi O-Ring: MT0272 Retaining Ring: MT0085</p> <p>GM Cars 88-77 GM Trucks 89-85</p>	



MT0674 QTY: 1 Kit
 Compressor Switch, HSLP
 GM/Harrison Compressor 2 Pin Black w/ Pigtail
 Replaces Single Pin White & Lt. Blue Straight
 Normal: Open
 Closed: 55 psi
 Open: 45 psi
 O-Ring: MT0272
 Retaining Ring: MT0085
GM Cars 01-75
GM Cars 72-61
GM Trucks 90-77
Jaguar 92-76



MT0678 QTY: 1 Kit
 Compressor Switch, HPCO
 GM/Harrison Compressor 2 Pin Blue w/ Pigtail
 Replaces Single Pin Red Mushroom & Straight
 Normal: Closed
 Open: 430 psi
 Closed: 200 psi
 O-Ring: MT0272
 Retaining Ring: MT0085
GM Cars 88-75
GM Trucks 90-77



MT0787 QTY: 1
 Low Pressure Cut-Off Switch
 7/16"-20 Female
 Normal: Open
 Closed: 28 psi
 Open: 10 psi
 O-Ring: MT0242
Audi 91-81



MT0789 QTY: 1
 Binary Switch, LPCO / HPCO
 Freightliner (A22-36474)
 7/16"-20 Female Flare
 Normal: Open
 Open: 317 psi
 Closed: 225 psi
 Closed: 28 psi
 Pigtail: MT0139



MT0791 QTY: 1
 Cooling Fan Refrigerant Pressure Switch
 3/8"-24 Female
 Normal: Open
 Closed: 160 psi
 Open: 130 psi
 Pigtail: MT0135
 O-Ring: MT0242
GM Cars 88-87



MT0799 QTY: 1
 Low Pressure Cut-Off Switch
 M12-1.5 Female
 Normal: Open
 Closed: 20 psi
 Open: 10 psi
 O-Ring: MT0245
GM Cars 02-94



MT0675 QTY: 1
 Cooling Fan Refrigerant Pressure Switch
 3/8"-24 Female
 Normal: Closed
 Open: 225 psi
 Closed: 170 psi
 Pigtail: MT0135
 O-Ring: MT0242
GM Cars 93-87



MT0782 QTY: 1
 Binary Switch, LPCO / HPCO
 7/16"-20 Female
 Normal: Closed
 Closed: 423 psi
 Open: 365 psi
 Open: 28 psi
 O-Ring: MT0242
BMW 92-87



MT0790 QTY: 1
 Cooling Fan Refrigerant Pressure Switch
 M10-1.25 Female
 Normal: Open
 Closed: 340 psi
 Open: 255 psi
 Pigtail: MT1626
 O-Ring: MT0004
GM Cars 02-99
GM Trucks 02-94



MT0792 QTY: 1
 Cooling Fan Refrigerant Pressure Switch
 3/8"-24 Female
 Normal: Closed
 Open: 260 psi
 Closed: 170 psi
 Pigtail: MT0135
 O-Ring: MT0242
GM Cars 93-85



MT0816 QTY: 1
 Trinary Switch, HPCO / Cooling Fan / LPCO
 3/8"-24 Male
 HPLP Normal: Open
 HPCO: Open 445 psi
 LPCO: Open 28 psi
 Fan Normal: Open
 Fan: Close 250 psi
 O-Ring: MT0245
Hyundai 09-01
Kia 06-02



MT0676 QTY: 1
 Hi Pressure Cut-Off Switch
 3/8"-24 Female
 Normal: Closed
 Open: 430 psi
 Closed: 200 psi
 Connector Type: Spade
 Pigtail: MT0136
 O-Ring: MT0242
GM Cars 92-86
GM Trucks 02-93


















MT0783 QTY: 1
 Trinary Switch, HPCO / Cooling Fan / LPCO
 Long Shoulder
 7/16"-20 Female
 HPLP Normal: Open
 HPCO: Open 455 psi
 LPCO: Open 28 psi
 Fan Normal: Open
 Fan: Closed 241 psi
 O-Ring: MT0242
BMW 95-92


















MT0794 QTY: 1 Kit
 Cooling Fan Refrigerant Pressure Switch
 Switch (Green) and Pigtail Kit to replace Original Gray Switch
 3/8"-24 Female
 Normal: Open
 Closed: 210 psi
 Open: 160 psi
 Pigtail: MT0135
 O-Ring: MT0242
GM Cars 92-89



MT0818 QTY: 1
 Trinary Switch, HPCO / Cooling Fan / LPCO
 3/8"-24 Male
 HPLP Normal: Open
 HPCO: Open 445 psi
 LPCO: Open 28 psi
 Fan Normal: Open
 Fan: Close 215 psi
 O-Ring: MT0245
Hyundai 09-01
Kia 02-00

 <p>MT0821 QTY: 1 Clutch Cycling Switch M12-1.5 Female Normal: Open Closed: 38 psi Open: 25 psi Pigtail: MT0599 O-Ring: MT0245 Dodge Trucks 99-94 Jeep 98-97</p>	 <p>MT0886 QTY: 1 Trinary Switch, HPCO / Cooling Fan / LPCO 7/16"-20 Female HPLP Normal: Open HPCO: Open 455 psi LPCO: Open 18 psi Fan Normal: Open Fan: Closed 227 psi O-Ring: MT0242 Volkswagen 97-92</p>	 <p>MT0889 QTY: 1 Trinary Switch, HPCO / Cooling Fan / LPCO 7/16"-20 Female Flare HPLP Normal: Open HPCO: Open 455 psi LPCO: Open 28 psi Fan Normal: Open Fan: Closed 241 psi BMW 98-86</p>	 <p>MT0973 QTY: 1 Hi Pressure Cut-Off Switch M10-1.25 Female Normal: Closed Open: 430 psi Closed: 200 psi Connector Type: Spade Pigtail: MT1431 O-Ring: MT0004 Audi 98-94 GM Cars 02-94</p>	 <p>MT1008 QTY: 1 Low Pressure Cut-Off Switch M12-1.5 Female Normal: Open Closed: 25 psi Open: 15 psi Pigtail: MT1689 O-Ring: MT0245 Dodge Trucks 03-98</p>
 <p>MT0822 QTY: 1 Hi Pressure Cut-Off Switch M10-1.25 Female Normal: Closed Open: 497 psi Closed: 340 psi Connector Type: Spade Pigtail: MT0599 O-Ring: MT0004 Dodge Trucks 97-94 Jeep 98-94</p>	 <p>MT0887 QTY: 1 Clutch Cycling Switch M12-1.5 Female Normal: Open Closed: 38 psi Open: 22 psi Pigtail: MT0896 O-Ring: MT0245 Ford Cars 09-96 Ford Trucks 08-99</p>	 <p>MT0928 QTY: 1 Low Pressure Cut-Off Switch 7/16"-20 Female Normal: Open Closed: 40 psi Open: 9 psi Pigtail: MT0139 O-Ring: MT0242 Mercedes 85-74</p>	 <p>MT0987 QTY: 1 Trinary Switch, HPCO / Cooling Fan / LPCO w/ Pigtail M10-1.25 Female HPLP Normal: Open HPCO: Open 450 psi LPCO: Open 30 psi Fan Normal: Open Fan: Closed 220 psi O-Ring: MT0004 Volvo 97-94</p>	 <p>MT1009 QTY: 1 Clutch Cycling Switch M12-1.5 Female Normal: Open Closed: 35 psi Open: 23 psi Pigtail: MT1689 O-Ring: MT0245 Jeep 04-99</p>
 <p>MT0877 QTY: 1 Hi Pressure Cut-Off Switch M10-1.25 Female Normal: Closed Open: 430 psi Closed: 305 psi Connector Type: Spade Pigtail: MT0599 O-Ring: MT0004 Chrysler Cars 95-93</p>	 <p>MT0888 QTY: 1 Trinary Switch, HPCO / Cooling Fan / LPCO Short Shoulder 7/16"-20 Female HPLP Normal: Open HPCO: Open 455 psi LPCO: Open 28 psi Fan Normal: Open Fan: Closed 241 psi O-Ring: MT0242 BMW 98-86</p>	 <p>MT0968 QTY: 1 Clutch Cycling Switch M12-1.5 Female Normal: Open Closed: 44 psi Open: 23 psi Pigtail: MT1431 O-Ring: MT0245 GM Cars 07-99 GM Trucks 10-94</p>	 <p>MT1007 QTY: 1 Clutch Cycling Switch M12-1.5 Female Normal: Open Closed: 38 psi Open: 24 psi Pigtail: MT1689 O-Ring: MT0245 Dodge Trucks 02-98</p>	 <p>MT1019 QTY: 1 Cooling Fan Refrigerant Pressure Switch 3/8"-24 Male Normal: Open Closed: 318 psi Open: 260 psi O-Ring: MT0245 Saab 03-94</p>

 <p>MT1021 QTY: 1 Trinary Switch, HPCO / Cooling Fan / LPCO 3/8"-24 Male HPLP Normal: Open HPCO: Open 428 psi LPCO: Open 28 psi Fan Normal: Open Fan: Closed 228 psi O-Ring: MT0245 Saab 03-94</p>	 <p>MT1026 QTY: 1 Cooling Fan Refrigerant Pressure Switch 3/8"-24 Male Normal: Open Closed: 289 psi Open: 218 psi O-Ring: MT0245 Mercedes 95-85</p>	 <p>MT1064 QTY: 1 Low Pressure Cut-Off Switch Rear Compressor Switch SD709 XJ6-XJS 1/8"-PS28 Male Normal: Open Closed: 28 psi Open: 20 psi O-Ring: MT0190 Jaguar 96-88</p>	 <p>MT1194 QTY: 1 Hi Pressure Cut-Off Switch M10-1.25 Female Normal: Closed Open: 485 psi Closed: 270 psi Connector Type: Spade Pigtail: MT0896 O-Ring: MT0004 Ford Cars 06-98 Ford Trucks 09-98 Mazda 06-98</p>	 <p>MT1198 QTY: 1 Binary Switch, HPCO / Cooling Fan M10-1.25 Female H/P Normal: Closed Open: 450 psi Closed: 265 psi Fan Normal: Open Closed: 260 psi Open: 210 psi O-Ring: MT0004 Ford Cars 08-98 Ford Trucks 12-08</p>
 <p>MT1024 QTY: 1 Trinary Switch, HPCO / Cooling Fan / LPCO Long Shoulder 7/16"-20 Female HPLP Normal: Open HPCO: Open 455 psi LPCO: Open 17 psi Fan Normal: Open Fan: Closed 255 psi O-Ring: MT0242 BMW 99-95</p>	 <p>MT1045 QTY: 1 Binary Switch, LPCO / HPCO 7/16"-20 Female Flare Normal: Open Open: 380 psi Closed: 290 psi Closed: 30 psi Pigtail: MT0139</p>	 <p>MT1190 QTY: 1 Cooling Fan Refrigerant Pressure Switch M10-1.25 Female Normal: Closed Open: 210 psi Closed: 160 psi Pigtail: MT1431 O-Ring: MT0004 Audi 98-94 GM Cars 95-94</p>	 <p>MT1196 QTY: 1 Hi Pressure Cut-Off Switch M10-1.25 Female Normal: Closed Open: 485 psi Closed: 335 psi Connector Type: Spade Pigtail: MT0896 O-Ring: MT0004 Ford Cars 05-98 Ford Trucks 06-97</p>	 <p>MT1199 QTY: 1 Binary Switch, HPCO / Cooling Fan M10-1.25 Female H/P Normal: Closed Open: 480 psi Closed: 270 psi Fan Normal: Open Closed: 320 psi Open: 230 psi O-Ring: MT0004 Jeep 01-99</p>
 <p>MT1025 QTY: 1 Trinary Switch, HPCO / Cooling Fan / LPCO Long Shoulder 7/16"-20 Female HPLP Normal: Open HPCO: Open 455 psi LPCO: Open 17 psi Fan Normal: Open Fan: Closed 284 psi O-Ring: MT0242 BMW 01-95</p>	 <p>MT1046 QTY: 1 Low Pressure Cut-Off Switch 7/16"-20 Female Normal: Open Closed: 49 psi Open: 23 psi Pigtail: MT0135 O-Ring: MT0242 Alfa Romeo 95-94 Fiat 05-94</p>	 <p>MT1191 QTY: 1 Clutch Cycling Switch M12-1.5 Female Normal: Open Closed: 44 psi Open: 28 psi Pigtail: MT1689 O-Ring: MT0245 Chrysler Cars 07-01 Dodge Trucks 00-99 Jeep 06-97</p>	 <p>MT1197 QTY: 1 Binary Switch, HPCO / Cooling Fan M10-1.25 Female H/P Normal: Closed Open: 460 psi Closed: 235 psi Fan Normal: Open Closed: 342 psi Open: 298 psi O-Ring: MT0004 Ford Cars 09-00 Ford Trucks 08-98 Mazda 06-01</p>	 <p>MT1204 QTY: 1 Hi Pressure Cut-Off Switch 7/16"-20 Female Normal: Closed Open: 454 psi Closed: 238 psi Connector Type: Spade Pigtail: MT0136 O-Ring: MT0242 Audi 93-87</p>



MT1223 QTY: 1

Binary Switch, LPCO / HPCO

7/16"-20 Female
Normal: Closed
Closed: 451 psi
Open: 375 psi
Open: 28 psi
O-Ring: MT0242

Jaguar 97-95



MT1231 QTY: 1

Low Pressure Cut-Off Switch

3/8"-24 Female
Normal: Open
Closed: 44 psi
Open: 37 psi
Pigtail: MT0136
O-Ring: MT0242

GM Cars 01-97
GM Cars 92-86



MT1249 QTY: 1

Trinary Switch, HPCO / Cooling Fan / LPCO

3/8"-24 Male
HPL Normal: Open
HPCO: Open 391 psi
LPCO: Open 28 psi
Fan Normal: Open
Fan: Closed 220 psi
Pigtail: MT1238
O-Ring: MT0245

Isuzu 04-93



MT1314 QTY: 1

Clutch Cycling Switch

Bright Yellow
M12-1.5 Female
Normal: Open
Closed: 24 psi
Open: 11 psi
Pigtail: MT0896
O-Ring: MT0245

Ford Cars 08-02
Ford Trucks 12-08



MT1353 QTY: 1 Kit

Compressor Switch, HPCO

Chrysler Denso 10S Compressor
Normal: Closed
Open: 460 psi
Closed: 365 psi
O-Ring: MT0272
Retaining Ring: MT0085

Chrysler Cars 10-94



MT1224 QTY: 1

Cooling Fan Refrigerant Pressure Switch

7/16"-20 Female
Normal: Open
Closed: 180 psi
Open: 120 psi
O-Ring: MT0242

Jaguar 94-88



MT1234 QTY: 1

Cooling Fan Refrigerant Pressure Switch

M10-1.25 Female
Normal: Closed
Open: 210 psi
Closed: 180 psi
Pigtail: MT0135
O-Ring: MT0004

GM Cars 01-97
GM Cars 95-93



MT1312 QTY: 1

Clutch Cycling Switch

M12-1.5 Female
Normal: Open
Closed: 29 psi
Open: 16 psi
Pigtail: MT0896
O-Ring: MT0245

Ford Cars 05-03



MT1315 QTY: 1

Clutch Cycling Switch

M12-1.5 Female
Normal: Open
Closed: 40 psi
Open: 18 psi
Pigtail: MT0896
O-Ring: MT0245

Ford Trucks 12-02



MT1225 QTY: 1

Binary Switch, LPCO / HPCO

M10-1.5 Male
Normal: Closed
Closed: 394 psi
Open: 275 psi
Open: 28 psi
O-Ring: MT0004

Jaguar 96-95



MT1248 QTY: 1

Trinary Switch, HPCO / Cooling Fan / LPCO

7/16"-20 Female
HPLP Normal: Open
HPCO: OP/CL 460/330 psi
LPCO: Open 30 psi
Fan Normal: Open
Fan: CL/OP 250/170 psi
O-Ring: MT0242

Volvo 93



MT1313 QTY: 1

Clutch Cycling Switch

Dark Yellow
M12-1.5 Female
Normal: Open
Closed: 29 psi
Open: 19 psi
Pigtail: MT0896
O-Ring: MT0245

Ford Cars 05-03



MT1316 QTY: 1 Kit

Compressor Switch, HPCO

GM Denso 10S Compressor
Replaces Red, Purple & Orange
Normal: Closed
Open: 470 psi
Closed: 245 psi
Pigtail: MT1341
O-Ring: MT0272
Retaining Ring: MT0085

GM Cars 07-02
GM Trucks 09-99



MT1376 QTY: 1

Low Pressure Cut-Off Switch

M12-1.5 Female
Normal: Open
Closed: 24 psi
Open: 6 psi
Pigtail: MT0135
O-Ring: MT0245

Dodge Trucks 97-94
GM Cars 02-93



MT1459 QTY: 1
 Trinary Switch, HPCO / Cooling Fan / LPCO w/ Pigtails
 Wiring Instructions:
 Red/White & Black & White to A/C Clutch
 Blue/Red & Blue/White to Cooling Fan
 3/8"-24 Male
 HPLP Normal: Open
 HPCO: OP/CL 455/275 psi
 LPCO: CL/OP 28/27 psi
 Fan Normal: Open
 Fan: CL/OP 241/175 psi
 O-Ring: MT0245



MT1477 QTY: 1
 Low Pressure Cut-Off Switch
 7/16"-20 Female Flare
 Normal: Open
 Closed: 11 psi
 Open: 3 psi
 Pigtail: MT0139



MT1481 QTY: 1
 Binary Switch, LPCO / HPCO
 3/8"-24 Male
 Normal: Open
 Open: 454 psi
 Closed: 275 psi
 Closed: 28 psi
 Pigtail: MT0139
 O-Ring: MT0245



MT1490 QTY: 1
 Low Pressure Cut-Off Switch
 M12-1.5 Female
 Normal: Open
 Closed: 45 psi
 Open: 35 psi
 Pigtail: MT1689
 O-Ring: MT0245
Chrysler Cars 05-03



MT1540 QTY: 1
 Clutch Cycling Switch
 M12-1.5 Female
 Normal: Open
 Closed: 41 psi
 Open: 24 psi
 Pigtail: MT0896
 O-Ring: MT0245
Ford Cars 11-06



MT1478 QTY: 1
 Low Pressure Cut-Off Switch
 7/16"-20 Female Flare
 Normal: Open
 Closed: 40 psi
 Open: 4 psi
 Pigtail: MT0139



MT1482 QTY: 1
 Binary Switch, LPCO / HPCO
 7/16"-20 Female Flare
 Normal: Open
 Open: 454 psi
 Closed: 275 psi
 Closed: 28 psi
 Pigtail: MT0139



MT1491 QTY: 1
 Low Pressure Cut-Off Switch
 Expansion Valve Mounted
 3/8"-24 Male
 Normal: Open
 Closed: 14 psi
 Open: 13 psi
 Pigtail: MT0139
 O-Ring: MT0245
Chrysler Cars 02-95



MT1623 QTY: 1
 Low Pressure Cut-Off Switch
 Navistar - Black - 1676786-C2
 M12-1.5 Female
 Normal: Closed
 Open: 35 psi
 Closed: 5 psi
 Pigtail: MT0135
 O-Ring: MT0245



MT1475 QTY: 1
 Low Pressure Cut-Off Switch
 7/16"-20 Female Flare
 Normal: Open
 Closed: 28 psi
 Open: 5 psi
 Pigtail: MT0139



MT1479 QTY: 1
 Hi Pressure Cut-Off Switch
 7/16"-20 Female Flare
 Normal: Closed
 Open: 376 psi
 Closed: 256 psi
 Connector Type: Spade
 Pigtail: MT0139



MT1483 QTY: 1
 Trinary Switch, HPCO / Cooling Fan / LPCO w/ Pigtails
 Wiring Instructions:
 Red/White & Black & White to A/C Clutch
 Blue/Red & Blue/White to Cooling Fan
 7/16"-20 Female Flare
 HPLP Normal: Open
 HPCO: OP/CL 455/275 psi
 LPCO: CL/OP 28/27 psi
 Fan Normal: Open
 Fan: CL/OP 241/175 psi
Audi 93-87



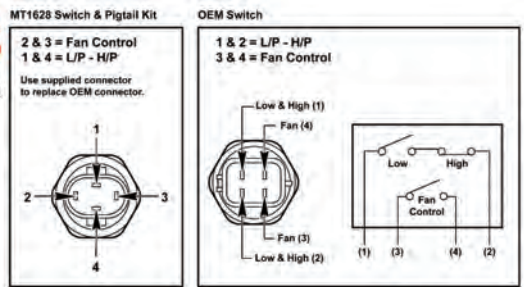
MT1495 QTY: 1 Kit
 Compressor Switch, Super Heat
 GM A6
 O-Ring: MT0272
 Retaining Ring: MT0085
GM Cars 77-60
GM Trucks 77-60



MT1476 QTY: 1
 Hi Pressure Cut-Off Switch
 7/16"-20 Female Flare
 Normal: Closed
 Open: 333 psi
 Closed: 234 psi
 Connector Type: Spade
 Pigtail: MT0139



MT1628
 OEM Trinary Switch Replacement Kit
 This switch and pigtail replace the original equipment switch and connector.
 See page 131



 <p>MT1624 QTY: 1 Hi-Pressure Cut-Off Switch Navistar - Green - 1676787-C1 M10-1.25 Female Normal: Open Closed: 375 psi Open: 205 psi Pigtail: MT0135 O-Ring: MT0004</p>	 <p>MT1633 QTY: 1 Binary Switch, LPCO / HPCO 3/8"-24 Male Normal: Open Open: 400 psi Closed: 320 psi Closed: 30 psi O-Ring: MT0245 Nissan 08 Nissan 04-95</p>	 <p>MT1902 QTY: 1 Low Pressure Cut-Off Switch M10-1.25 Female Normal: Open Closed: 35 psi Open: 10 psi Pigtail: MT1695 O-Ring: MT0004</p>	 <p>MT1906 QTY: 1 Cooling Fan Refrigerant Pressure Switch 1/4" Female Flare Normal: Closed Open: 265 psi Closed: 180 psi Pigtail: MT1691</p>	 <p>MT1910 QTY: 1 Kit Binary Switch, LPCO / HPCO M10-1.25 Female Normal: Open Open: 318 psi Closed: 227 psi Closed: 28 psi Pigtail: MT1693</p>
 <p>MT1628 QTY: 1 Kit Trinary Switch, HPCO / Cooling Fan / LPCO The Kit requires that OEM Connector is changed to Connector provided with the Switch. See Wiring Instructions. 3/8"-24 Male HPLP Normal: Open HPCO: Open 455 psi LPCO: Open 29 psi Fan Normal: Open Fan: Closed 220 psi Pigtail: MT1238 O-Ring: MT0245 Kia 05-02</p>	 <p>MT1638 QTY: 1 Hi-Pressure Cut-Off Switch Peterbilt - Gray - 18-038536 M10-1.25 Female Normal: Open Closed: 270 psi Open: 200 psi Pigtail: MT1626 O-Ring: MT0004</p>	 <p>MT1903 QTY: 1 Cooling Fan Refrigerant Pressure Switch 1/4" Female Flare Normal: Open Closed: 260 psi Open: 174 psi Pigtail: MT1691</p>	 <p>MT1907 QTY: 1 Hi-Pressure Cut-Off Switch M10-1.25 Female Normal: Closed Open: 300 psi Closed: 250 psi Pigtail: MT1691</p>	 <p>MT1911 QTY: 1 Binary Switch, HPCO / Cooling Fan Ford/Sterling and H.D. Trucks M10-1.25 Female H/P Normal: Closed Open: 437 psi Closed: 227 psi Fan Normal: Closed Open: 323 psi Closed: 269 psi O-Ring: MT0004</p>
 <p>MT1900 QTY: 1 Low Pressure Cut-Off Switch 1/4" Female Flare Normal: Open Closed: 34 psi Open: 6 psi Pigtail: MT1694</p>	 <p>MT1901 QTY: 1 Low Pressure Cut-Off Switch M10-1.25 Female Normal: Open Closed: 34 psi Open: 6 psi Pigtail: MT1694 O-Ring: MT0004</p>	 <p>MT1904 QTY: 1 Cooling Fan Refrigerant Pressure Switch M10-1.25le Normal: Open Closed: 260 psi Open: 200 psi O-Ring: MT0004</p>	 <p>MT1908 QTY: 1 Cooling Fan Refrigerant Pressure Switch 1/4" Female Flare Normal: Open Closed: 250 psi Open: 190 psi Pigtail: MT1690</p>	<p style="text-align: center;">New for 2013</p>  <p>MT3502 QTY: 1 Binary Switch, HPCO / Cooling Fan M10-1.25 Female H/P Normal: Closed Open: 437 psi Closed: 227 psi Fan Normal: Open Closed: 323 psi Open: 269 psi O-Ring: MT0004</p>
		 <p>MT1905 QTY: 1 Hi-Pressure Cut-Off Switch M10-1.25 Female Normal: Open Closed: 300 psi Open: 250 psi Pigtail: MT1691 O-Ring: MT0004</p>	 <p>MT1909 QTY: 1 Cooling Fan Refrigerant Pressure Switch M10-1.25 Female Normal: Closed Open: 285 psi Closed: 240 psi Pigtail: MT1693</p>	<p style="text-align: center;">Ford Trucks 95</p>

New for 2013




MT3504 QTY: 1 Kit
Trinary Switch, HPCO / Cooling Fan / LPCO
3/8"-24 Male
HPLP Normal: Open
HPCO: Open 455 psi
LPCO: Open 28 psi
Fan Normal: Open
Fan: Closed 256 psi
Pigtail: MT1238
O-Ring: MT0245
Mazda 09

New for 2013




MT3505 QTY: 1 Kit
Trinary Switch, HPCO / Cooling Fan / LPCO
M11-1.0 Male
HPLP Normal: Open
HPCO: Open 426 psi
LPCO: Open 28 psi
Fan Normal: Open
Fan: Closed 220 psi
Pigtail: MT1238
O-Ring: MT0245
Mazda 08-03

New for 2013




MT3506 QTY: 1 Kit
Trinary Switch, HPCO / Cooling Fan / LPCO
3/8"-24 Male
HPLP Normal: Open
HPCO: Open 465 psi
LPCO: Open 28 psi
Fan Normal: Open
Fan: Closed 235 psi
O-Ring: MT0245
Mazda 12-06

Refrigerant Temp




MT1323 QTY: 1
Refrigerant Temp Sensor
M12-1.5 Male
Pigtail: MT1324
O-Ring: MT0245
GM Cars 05-94

Thermistors




MT1636 QTY: 1 Kit
A/C Thermistor
Wire Len: 12"
Connector Type: Spade
Toyota 10-00

Thermostatic



MT0622 QTY: 1
Thermostatic Switch
Type: Rotary
Probe Length: 49"
AMC 87-72
Ford Cars 80-65
Ford Trucks 79-68
Jeep 86-72



MT0623 QTY: 1
Thermostatic Switch
Type: Pre-Set
Probe Length: 11"
Ford Cars 76-67
GM Cars 89-71
GM Trucks 79-73



MT0624 QTY: 1
Thermostatic Switch
Type: Pre-Set
Probe Length: 8"
Chrysler Cars 90-85
Dodge Trucks 86-85




MT0625 QTY: 1
Thermostatic Switch
Type: Electronic
Chrysler Cars 93-86



MT0626 QTY: 1
Thermostatic Switch
Type: Rotary
Probe Length: 16"
AMC 77-70
Ford Cars 71-65



MT0627 QTY: 1
Thermostatic Switch
Type: Pre-Set
Probe Length: 7"
Chrysler Cars 85-78
Dodge Trucks 84-79



MT0667 QTY: 1
Temperature Switch
Type: Bi-Metal
Mercedes 85-69



MT0731 QTY: 1
Thermostatic Switch
Type: Pre-Set
Probe Length: 24"



MT0735 QTY: 1
Thermostatic Switch
Type: Pre-Set
Probe Length: 10"
Ford Trucks 83-73



MT0746 QTY: 1
Thermostatic Switch
Type: Pre-Set
Probe Length: 19"



MT0753 QTY: 1
Thermostatic Switch
Type: Rotary
Probe Length: 24"



MT0759 QTY: 1
Thermostatic Switch
Type: Pre-Set
Probe Length: 16"
Ford Cars 88-79
Ford Trucks 88-71



MT0760 QTY: 1
Thermostatic Switch
Type: Rotary
Probe Length: 72"




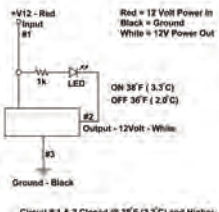
MT0761 QTY: 1
Thermostatic Switch
Type: Pre-Set
Probe Length: 24"



MT0899 QTY: 1
Thermostatic Switch
Type: Rotary
Probe Length: 34"
Ford Cars 82-66
Ford Trucks 81-68




MT1328 QTY: 1
Electronic Thermostat Switch - Chrysler Block Valve
Fits MT5505 Expansion Valve
Type: Electronic
Chrysler Cars 95-93

MT1637 QTY: 1 Kit
Thermostatic Switch
Type: Electronic
Nissan 04-95

MT9625

Pressure Transducer Assortment Kit



Kit shows PIN Configuration for each sensor

Specification Sheet for Testing

MT9625 ASSORTMENT KIT - PRESSURE TRANSDUCERS SPECIFICATIONS									
MT	TYPE	TYPE	BARREL	ORIFICE	ORIFICE	ORIFICE	BARREL	ORIFICE	CONNECTION
MT0614	M10-1.25	Female	3.65	1.80	2.00	3.73	4.76	315	MT0656
MT1192	M10-1.25	Female	1.80	1.97	2.00	3.00	4.02	515	M9
MT1193	Flange Mount	Male	1.04	1.97	2.00	3.00	4.02	515	M9
MT1201	M10-1.25	Female	1.24	2.17	3.00	3.78	4.02	510	MT0884
MT1202	3/8"-24	Male	1.11	2.14	3.17	4.17	4.91	470	N3
MT1203	7/16"-20	Female	1.03	1.90	3.20	4.06	4.38	462	MTA073
MT1205	3/8"-24	Male	1.22	2.04	2.80	3.70	3.90	420	M3
MT1225	3/8"-24	Male	1.21	2.07	2.90	3.75	4.00	440	MT4674
MT1247	M10-1.25	Female	1.21	2.16	3.15	4.08	4.76	471	MT1329
MT1287	3/8"-24	Female	1.22	2.20	3.30	4.41	4.90	440	MT1329
MT1339	M10-1.25	Female	1.24	2.20	3.35	4.30	4.90	400	MT1326
MT1619	M11-1.0	Male	1.34	2.20	3.10	4.07	4.07	406	M5
MT1621	M11-1.0	Male	1.40	2.34	3.27	4.31	4.80	463	MT4075
MT3580	M10-1.25	Female	1.34	2.17	2.99	3.85	4.75	310	M5
MT3591	M10-1.25	Female	0.97	1.93	2.85	3.82	4.80	310	M5
MT3593	5/8"-24	Male	1.34	2.29	3.30	4.30	4.90	450	MT1329
MT3597	3/8"-24	Male	1.16	2.00	2.84	3.66	4.66	330	M5

OEM to MT P/N Reference

MT9625 ASSORTMENT KIT - PRESSURE TRANSDUCERS OEM CROSS REFERENCE									
ACURA			FORD			MERCEDES-BENZ			
8480-078-A01	MT1618	8792-10064-AAA	MT1201	144-050-00-72	MT1204				
8480-078-001	MT1618	8792-10064-C00	MT1201	A211-040-01-81	MT3047				
			8852-10064-AAA	MT1247					
			8742-10064-AAA	MT3593					
AUCI			GM			MITSUBISHI			
140-445-120	MT1203	2259479	MT1207	YK-1261	MT1201				
1K2-88-126	MT1203	2263172	MT1247	YK-37	MT2061				
1K2-88-126A	MT1203	2263172	MT1207		MHI				
1K2-88-126B	MT1203	2263172	MT1207	64-03-181-84	MT1205				
302-88-126	MT1203	2263172	MT1207		MT1205				
869-88-126A	MT1202	2263172	MT1247						
869-88-126B	MT1202	2263172	MT1247						
			88A891	MT1203					
BMW			HONDA			HISAN			
84-83-0-909-091	MT1203	8840-075-003	MT1618	82130-144A	MT1203				
84-83-0-270-023	MT1203	8480-075-003	MT1618	82130-2260	MT1202				
84-83-0-141-001	MT1203			82130-4081	MT1202				
84-83-0-181-084	MT1203			82130-6100	MT1202				
			8772-1K090	MT1618					
CHRYSLER			ISUZU			PORSCH			
478063	MT1614	6-15062-100-0	MT1247	65-610-137-02	MT1203				
478070	MT1192	6-27064-200-0	MT1207						
480704A	MT1614	6-97205-000-0	MT1207						
5813023AA	MT1614	6-97205-000-0	MT1207						
5818011AA	MT1614	6-97148-220-0	MT1207						
5818011AB	MT1614			888360	MT1339				
587130AA	MT1192	32136-1000A	MT1202	8111721	MT1339				
587244AA	MT1192	32136-2000A	MT1202						
5873617AA	MT1192	32136-3000A	MT1202						
589024AA	MT0614	32136-4000A	MT1202						
589725AA	MT1205	32136-5000A	MT1202	23878731	MT1347				
587403AA	MT0614								
587403AB	MT0614	02P-12500	MT1611	7381-436-4A	MT1621				
5881208AA	MT3507	02P-20781	MT1611						
5814278AA	MT3507								
			8772-1K090	MT1611	88719-30700	MT1621			
					88116-40000	MT1621			
DELCO			LEXUS			VOLKSWAGEN			
15-05147	MT1247	88719-33020	MT1611	620-888-126	MT1201				
15-0884	MT1247	88719-40020	MT1611	160-888-126	MT1201				
15-71304	MT1207			160-888-126B	MT1201				
15-89109	MT1207			160-888-126C	MT1201				
15-0614	MT1207	0351-41-001A	MT1611	160-888-126E	MT1201				
15-0742	MT1207	02DA-61-003	MT1207	620-888-160	MT1201				
15-71986	MT1207	888M-61-003A	MT1202	860-888-126A	MT1201				

- ◆ Transducers are the most common control sensors on A/C Systems of 2013 - 1997 vehicles.
- ◆ The voltage/reference signal from the transducer to the ECM controls the low and hi-pressure cut-off, cooling fan or fan clutch operation.
- ◆ Transducers do not always completely fail but get out of specification. The MT3700 allows the technician to compare voltage signal to system pressures with the A/C System in operation. This provides accurate PSI to voltage data for diagnostics of the Transducer and A/C system operation.

MT3700 Pressure Transducer Testing Unit



Leads for Chrysler



Leads for Ford


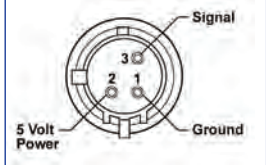

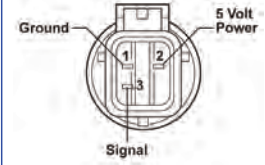

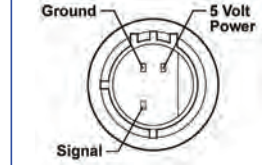

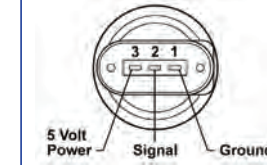

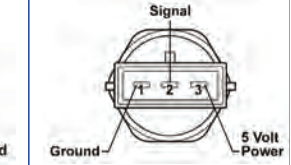

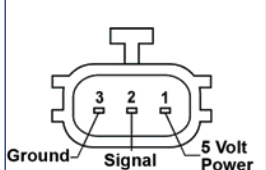
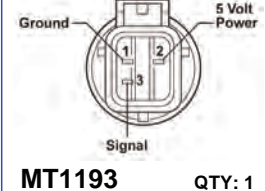
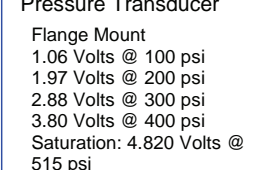
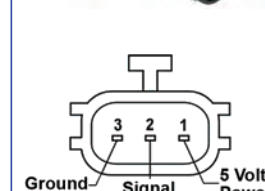
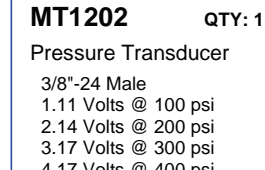
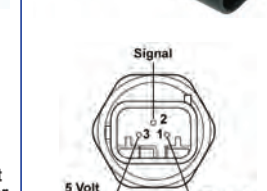
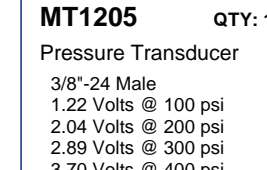
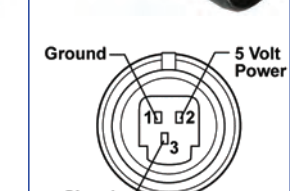
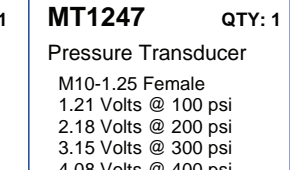


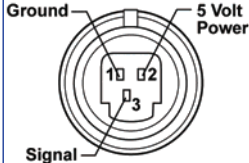
Leads for General Motors



Universal Leads



 	 	 	 	 																														
<p>MT0614 QTY: 1 Kit</p> <p>Pressure Transducer</p> <p>Pigtail is required when replacing switch, the housing design was changed by the OEM Manufacture from production to replacement component.</p> <p>M10-1.25 Female .955 Volts @ 100 psi 1.88 Volts @ 200 psi 2.80 Volts @ 300 psi 3.73 Volts @ 400 psi Saturation: 4.76 Volts @ 510 psi Pigtail: MT0656 O-Ring: MT0004</p> <table border="0"> <tr><td>Chrysler Cars</td><td>12-93</td></tr> <tr><td>Dodge Trucks</td><td>11-00</td></tr> <tr><td>Jeep</td><td>12-97</td></tr> <tr><td>Mitsubishi</td><td>09-06</td></tr> </table>	Chrysler Cars	12-93	Dodge Trucks	11-00	Jeep	12-97	Mitsubishi	09-06	<p>MT1192 QTY: 1</p> <p>Pressure Transducer</p> <p>M10-1.25 Female 1.06 Volts @ 100 psi 1.97 Volts @ 200 psi 2.88 Volts @ 300 psi 3.80 Volts @ 400 psi Saturation: 4.820 Volts @ 515 psi O-Ring: MT0004</p> <table border="0"> <tr><td>Dodge Trucks</td><td>07-01</td></tr> <tr><td>Jeep</td><td>04-02</td></tr> </table>	Dodge Trucks	07-01	Jeep	04-02	<p>MT1201 QTY: 1</p> <p>Pressure Transducer</p> <p>M10-1.25 Female 1.34 Volts @ 100 psi 2.17 Volts @ 200 psi 2.88 Volts @ 300 psi 3.78 Volts @ 400 psi Saturation: 4.920 Volts @ 510 psi Pigtail: MT0896 O-Ring: MT0004</p> <table border="0"> <tr><td>Ford Cars</td><td>11-92</td></tr> <tr><td>Ford Trucks</td><td>12-99</td></tr> <tr><td>Mazda</td><td>13-03</td></tr> </table>	Ford Cars	11-92	Ford Trucks	12-99	Mazda	13-03	<p>MT1203 QTY: 1</p> <p>Pressure Transducer</p> <p>7/16"-20 Female 1.03 Volts @ 100 psi 1.66 Volts @ 200 psi 2.30 Volts @ 300 psi 2.95 Volts @ 400 psi Saturation: 3.834 Volts @ 535 psi Pigtail: MT4073 O-Ring: MT0242</p> <table border="0"> <tr><td>Audi</td><td>11-00</td></tr> <tr><td>Porsche</td><td>12-05</td></tr> <tr><td>Volkswagen</td><td>10-92</td></tr> </table>	Audi	11-00	Porsche	12-05	Volkswagen	10-92	<p>MT1226 QTY: 1</p> <p>Pressure Transducer</p> <p>3/8"-24 Male 1.21 Volts @ 100 psi 2.07 Volts @ 200 psi 2.90 Volts @ 300 psi 3.75 Volts @ 400 psi Saturation: 4.000 Volts @ 440 psi Pigtail: MT4074 O-Ring: MT0245</p> <table border="0"> <tr><td>Chrysler Cars</td><td>08-04</td></tr> <tr><td>Dodge Trucks</td><td>06-03</td></tr> <tr><td>Mercedes</td><td>05-94</td></tr> </table>	Chrysler Cars	08-04	Dodge Trucks	06-03	Mercedes	05-94
Chrysler Cars	12-93																																	
Dodge Trucks	11-00																																	
Jeep	12-97																																	
Mitsubishi	09-06																																	
Dodge Trucks	07-01																																	
Jeep	04-02																																	
Ford Cars	11-92																																	
Ford Trucks	12-99																																	
Mazda	13-03																																	
Audi	11-00																																	
Porsche	12-05																																	
Volkswagen	10-92																																	
Chrysler Cars	08-04																																	
Dodge Trucks	06-03																																	
Mercedes	05-94																																	
  <p>MT0819 QTY: 1</p> <p>Pressure Transducer</p> <p>3/8"-24 Male 1.34 Volts @ 100 psi 2.22 Volts @ 200 psi 3.11 Volts @ 300 psi 3.95 Volts @ 400 psi Saturation: 4.530 Volts @ 455 psi O-Ring: MT0245</p> <table border="0"> <tr><td>Chrysler Cars</td><td>13-06</td></tr> <tr><td>Hyundai</td><td>12-06</td></tr> <tr><td>Kia</td><td>12-06</td></tr> </table>	Chrysler Cars	13-06	Hyundai	12-06	Kia	12-06	  <p>MT1193 QTY: 1</p> <p>Pressure Transducer</p> <p>Flange Mount 1.06 Volts @ 100 psi 1.97 Volts @ 200 psi 2.88 Volts @ 300 psi 3.80 Volts @ 400 psi Saturation: 4.820 Volts @ 515 psi O-Ring: MT0949</p> <table border="0"> <tr><td>Dodge Trucks</td><td>07-01</td></tr> </table>	Dodge Trucks	07-01	  <p>MT1202 QTY: 1</p> <p>Pressure Transducer</p> <p>3/8"-24 Male 1.11 Volts @ 100 psi 2.14 Volts @ 200 psi 3.17 Volts @ 300 psi 4.17 Volts @ 400 psi Saturation: 4.910 Volts @ 470 psi O-Ring: MT0245</p> <table border="0"> <tr><td>Infiniti</td><td>13-03</td></tr> <tr><td>Mazda</td><td>12-04</td></tr> <tr><td>Mitsubishi</td><td>12-03</td></tr> <tr><td>Nissan</td><td>09-00</td></tr> </table>	Infiniti	13-03	Mazda	12-04	Mitsubishi	12-03	Nissan	09-00	  <p>MT1205 QTY: 1</p> <p>Pressure Transducer</p> <p>3/8"-24 Male 1.22 Volts @ 100 psi 2.04 Volts @ 200 psi 2.89 Volts @ 300 psi 3.70 Volts @ 400 psi Saturation: 3.890 Volts @ 420 psi O-Ring: MT0245</p> <table border="0"> <tr><td>BMW</td><td>13-95</td></tr> </table>	BMW	13-95	  <p>MT1247 QTY: 1</p> <p>Pressure Transducer</p> <p>M10-1.25 Female 1.21 Volts @ 100 psi 2.18 Volts @ 200 psi 3.15 Volts @ 300 psi 4.08 Volts @ 400 psi Saturation: 4.760 Volts @ 471 psi Pigtail: MT1329 O-Ring: MT0004</p> <table border="0"> <tr><td>Ford Cars</td><td>12-06</td></tr> <tr><td>GM Cars</td><td>13-02</td></tr> <tr><td>GM Trucks</td><td>13-96</td></tr> <tr><td>Isuzu</td><td>08-06</td></tr> <tr><td>Saab</td><td>09-06</td></tr> </table>	Ford Cars	12-06	GM Cars	13-02	GM Trucks	13-96	Isuzu	08-06	Saab	09-06		
Chrysler Cars	13-06																																	
Hyundai	12-06																																	
Kia	12-06																																	
Dodge Trucks	07-01																																	
Infiniti	13-03																																	
Mazda	12-04																																	
Mitsubishi	12-03																																	
Nissan	09-00																																	
BMW	13-95																																	
Ford Cars	12-06																																	
GM Cars	13-02																																	
GM Trucks	13-96																																	
Isuzu	08-06																																	
Saab	09-06																																	

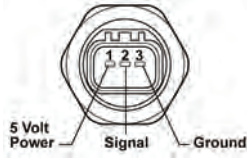


MT1297 QTY: 1

Pressure Transducer

3/8"-24 Female
 1.23 Volts @ 100 psi
 2.29 Volts @ 200 psi
 3.35 Volts @ 300 psi
 4.41 Volts @ 400 psi
 Saturation: 4.900 Volts @ 440 psi
 Pigtail: MT1329
 O-Ring: MT0242

GM Cars 94-87



MT1618 QTY: 1

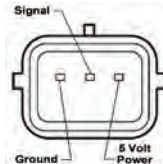
Pressure Transducer

M11-1.0 Male
 1.34 Volts @ 100 psi
 2.25 Volts @ 200 psi
 3.16 Volts @ 300 psi
 4.07 Volts @ 400 psi
 Saturation: 4.570 Volts @ 455 psi
 O-Ring: MT0326

Acura 11-05

Honda 09-06

New for 2013



MT3500 QTY: 1 Kit

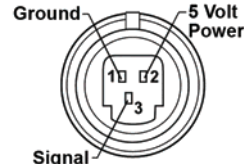
Pressure Transducer

M10-1.25 Female
 1.34 Volts @ 100 psi
 2.17 Volts @ 200 psi
 2.99 Volts @ 300 psi
 3.85 Volts @ 400 psi
 Saturation: 4.75 Volts @ 510 psi
 O-Ring: MT0004

Ford Cars 13-11

Ford Trucks 13-11

New for 2013

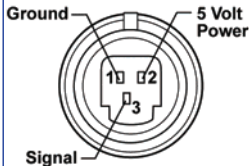


MT3503 QTY: 1 Kit

Pressure Transducer

M10-1.25 Female
 1.24 Volts @ 100 psi
 2.29 Volts @ 200 psi
 3.35 Volts @ 300 psi
 4.38 Volts @ 400 psi
 Saturation: 4.900 Volts @ 450 psi
 Pigtail: MT1329
 O-Ring: MT0004

Isuzu 04-98



MT1339 QTY: 1

Pressure Transducer

M10-1.25 Female
 1.24 Volts @ 100 psi
 2.29 Volts @ 200 psi
 3.35 Volts @ 300 psi
 4.38 Volts @ 400 psi
 Saturation: 4.900 Volts @ 450 psi
 Pigtail: MT1329
 O-Ring: MT0004

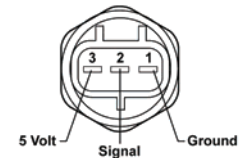
GM Cars 13-93

GM Trucks 10-96

Isuzu 08-03

Saab 11-94

Saturn 10-03



MT1621 QTY: 1

Pressure Transducer

M11-1.0 Male
 1.40 Volts @ 100 psi
 2.34 Volts @ 200 psi
 3.27 Volts @ 300 psi
 4.21 Volts @ 400 psi
 Saturation: 4.800 Volts @ 463 psi
 Pigtail: MT4075
 O-Ring: MT0004

GM Cars 11-03

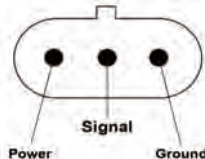

Jaguar 12-03

Lexus 13-06

Subaru 12-10

Toyota 13-05

New for 2013



MT3501 QTY: 1 Kit

Pressure Transducer

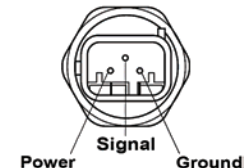
M10-1.25 Female
 .970 Volts @ 100 psi
 1.93 Volts @ 200 psi
 2.85 Volts @ 300 psi
 3.82 Volts @ 400 psi
 Saturation: 4.8 Volts @ 510 psi
 O-Ring: MT0004

Chrysler Cars 12-11

Dodge Trucks 12

Jeep 12

New for 2013



MT3507 QTY: 1 Kit














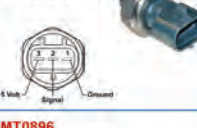










Pressure Transducer

3/8"-24 Male
 1.16 Volts @ 100 psi
 2.0 Volts @ 200 psi
 2.84 Volts @ 300 psi
 3.66 Volts @ 400 psi
 Saturation: 4.66 Volts @ 530 psi
 O-Ring: MT0245

Dodge Trucks 09-07

MT9625 Pressure Transducer Assortment Kit Chart

Santech Pressure Transducers & Transducer Pigtails Leading Through Technology™

MT0614 Transducer Fits: Chrysler/Jeep Mitsubishi 	MT0819 Transducer Fits: Dodge, Hyundai/Kia 	MT1192 Transducer Fits: Chrysler/Jeep 	MT1193 Transducer Fits: Dodge Truck 	MT1201 Transducer Fits: Ford Mazda 	MT1202 Transducer Fits: Nissan/Infiniti Mazda Mitsubishi 
MT1203 Transducer Fits: Audi/Volkswagen Porsche 	MT1205 Transducer Fits: BMW/Mini 	MT1226 Transducer Fits: Chrysler Mercedes Sprinter Van 	MT1247 Transducer Fits: Ford General Motors Isuzu 	MT1297 Transducer Fits: General Motors 	MT1339 Transducer Fits: General Motors Isuzu Saab Saturn 
MT1618 Transducer Fits: Honda/Acura 	MT1621 Transducer Fits: Jaguar Toyota/Lexus Subaru 	MT3500 Transducer Fits: Ford 	MT3501 Transducer Fits: Chrysler/Jeep 	MT3503 Transducer Fits: Isuzu 	MT3507 Transducer Fits: Dodge Truck Freightliner Mercedes Sprinter Van 
MT0656 Pigtail Fits: MT0614 	MT0896 Pigtail Fits: MT1201 	MT1329 Pigtail Fits: MT1247, MT1297, MT1339, MT3503 	MT4073 Pigtail Fits: MT1203 	MT4074 Pigtail Fits: MT1226 	MT4075 Pigtail Fits: MT1621 

Pressure Transducer Specification Chart

P/N	Fitting Thread	Type	100 psi Volts	200 psi Volts	300 psi Volts	400 psi Volts	Saturation Volts	Saturation PSI	Lead
MT0614	M10-1.25	Female	.955	1.88	2.80	3.73	4.76	510	MT0656
MT1192	M10-1.25	Female	1.06	1.97	2.88	3.80	4.82	515	NS
MT1193	Flange Mount	Male	1.06	1.97	2.88	3.80	4.82	515	NS
MT1201	M10-1.25	Female	1.34	2.17	3.00	3.78	4.92	510	MT0896
MT1202	3/8"-24	Male	1.11	2.14	3.17	4.17	4.91	470	NS
MT1203	7/16"-20	Female	1.03	1.00	3.20	4.06	4.38	462	MT4073
MT1205	3/8"-24	Male	1.22	2.04	2.89	3.70	3.89	420	NS
MT1226	3/8"-24	Male	1.21	2.07	2.90	3.75	4.00	440	MT4074
MT1247	M10-1.25	Female	1.21	2.18	3.15	4.08	4.76	471	MT1329
MT1297	3/8"-24	Female	1.23	2.29	3.35	4.41	4.90	440	MT1329
MT1339	M10-1.25	Female	1.24	2.29	3.35	4.38	4.90	450	MT1329
MT1618	M11-1.0	Male	1.34	2.25	3.16	4.07	4.57	455	NS
MT1621	M11-1.0	Male	1.40	2.34	3.27	4.21	4.80	463	MT4075
MT3500	M10-1.25	Female	1.34	2.17	2.99	3.85	4.75	510	NS
MT3501	M10-1.25	Female	0.97	1.93	2.85	3.82	4.80	510	NS
MT3503	3/8"-24	Male	1.24	2.29	3.35	4.38	4.90	450	MT1329
MT3507	3/8"-24	Male	1.16	2.00	2.84	3.66	4.66	530	NS

MT9625 ASSORTMENT KIT - PRESSURE TRANSDUCERS OEM TO SANTECH CROSS REFERENCE

ACURA		FORD		MERCEDES BENZ	
80450-S7S-003	MT1618	6F9Z-19D594-AA	MT1201	140-830-00-72	MT1226
80450-SFE-003	MT1618	F6CZ-19D594-CB	MT1201	A211-000-02-83	MT3507
		6E5Z-19D594-AA	MT1247		
		BT4Z-19D594-A	MT3500		
AUDI		GM		MOTORCRAFT	
1J0-959-126	MT1203	22599559	MT1297	YH-1704	MT1201
1K0-959-126	MT1203	22634172	MT1247	YH-37	MT3500
1K0-959-126A	MT1203	22654048	MT1297		
1K0-959-126B	MT1203	22664328	MT1339	MINI	
8E0-959-126	MT1203	22678731	MT1247	64-53-9-181-464	MT1205
8K0-959-126A	MT1203	92145716	MT1339		
8Z0-959-126	MT1203	96448991	MT1339	MITSUBISHI	
				MR306627	MT1202
BMW		HONDA		NISSAN	
64-53-6-909-257	MT1205	80450-S7S-003	MT1618	92136-1FA0A	MT1202
64-53-8-370-623	MT1205	80450-SFE-003	MT1618	92136-3Z600	MT1202
64-53-9-141-957	MT1205			92136-6J001	MT1202
64-53-9-181-464	MT1205	HYUNDAI		92136-6J010	MT1202
		97721-3K000	MT0819		
CHRYSLER		ISUZU		PORSCHE	
4796563	MT0614	8-13052-759-0	MT1247	955-613-137-02	MT1203
4799758	MT1193	8-22664-328-0	MT1339		
4883903AA	MT0614	8-97205-076-0	MT3503	SAAB	
5013973AA	MT0614	8-97148-228-0	MT3503	4868360	MT1339
5019881AA	MT0614			9131721	MT1339
5019881AB	MT0614	INFINITI		SATURN	
5072138AA	MT1192	92136-1FA0A	MT1202	22678731	MT1247
5072384AA	MT1192	92136-3Z600	MT1202		
5073617AA	MT1192	92136-6J001	MT1202	SUBARU	
5096084AA	MT0614	92136-6J010	MT1202	73431-AJ0-4A	MT1621
5097873AA	MT1226			TOYOTA	
5174039AA	MT0614	JAGUAR		88719-33020	MT1621
5174039AB	MT0614	C2P-12380	MT1621	88719-40020	MT1621
68019266AA	MT3507	C2P-22361	MT1621		
68141376AA	MT3501	KIA		VOLKSWAGEN	
		97721-3K000	MT0819	1J0-959-126	MT1203
DELCO		LEXUS		1K0-959-126	MT1203
15-50147	MT1247	88719-33020	MT1621	1K0-959-126A	MT1203
15-5884	MT1247	88719-40020	MT1621	1K0-959-126B	MT1203
15-72104	MT1297			1K0-959-126A	MT1203
15-50158	MT1339	MAZDA		8E0-959-126	MT1203
15-5614	MT1339	GS3L-61-503A	MT1201	8K0-959-126A	MT1203
15-5742	MT1339	ZZDA-61-503	MT1201		
15-71966	MT1339	BBM4-61-503A	MT1202		

Pigtails				New for 2013			
 <p>MT0129 QTY: 1 Pigtail With Inline Diode for A/C Clutch Coil 12V 50A Red to 12 Volt Power Green to 12 Volt Coil Type: Coil</p>	 <p>MT0896 QTY: 1 Pigtail Ford Switches Type: Switch</p>	 <p>MT1690 QTY: 1 Pigtail Weather Pak 2 Pin Male Mates with MT1691</p>	 <p>MT1695 QTY: 1 Pigtail Packard 2 Leads Male-Female</p>	 <p>MT3401 QTY: 1 Kit Pigtail Ford Sterling Blower Resistor Module Type: Resistor</p>			
 <p>MT0130 QTY: 1 Pigtail GM 12" Coil Extension Female to Male Spade Type: Coil</p>	 <p>MT0903 QTY: 1 Pigtail w/o Bracket - Bosch 4 or 5 Terminal Relays Type: Relay</p>	 <p>MT1691 QTY: 1 Pigtail Weather Pak 2 Pin Female Mates with MT1690</p>	 <p>MT1696 QTY: 1 Pigtail Packard 2 Pin Soft Connector Male-Female Pin</p>	 <p>MT1230 QTY: 1 Thermal Limiter Fuse</p>			
 <p>MT0131 QTY: 1 Pigtail Ford Coil FX15/ FS10/ FS6/ 6E171/ 6P148/ HR980 Type: Coil</p>	 <p>MT0911 QTY: 1 Pigtail w/ Mtg Bracket - Bosch 4 or 5 Terminal Relay Type: Relay</p>	 <p>MT1692 QTY: 1 Pigtail Metri Pak 2 Pin Male Mates with MT1693</p>	 <p>MT1697 QTY: 1 Pigtail Weather Pak Single Pin Male Mates with MT1698</p>	 <p>MT1388 QTY: 1 Wire Harness - 30 Amp Fuse Holder w/ ATO Fuse 30 Amp ATO Blade Type Fuse</p>			
 <p>MT0139 QTY: 1 Pigtail 2 Blade Low Pressure Cut-Out Switches Type: Switch</p>	 <p>MT0965 QTY: 1 Pigtail Chrysler, Jeep - 10PA/10S Double Pin Connector For Sanden Type: Coil</p>	 <p>MT1693 QTY: 1 Pigtail Metri Pak 2 Pin Female Mates with MT1692</p>	 <p>MT1698 QTY: 1 Pigtail Weather Pak Single Pin Female Mates with MT1697</p>	 <p>MT1434 QTY: 1 Fuse Holder, In-Line 30 Amp Blade Type Fuse H.D. #6 Wire Max AMP Fuse</p>			
 <p>MT0806 QTY: 1 Kit Pigtail Relay Repair Kit Type: Relay</p>	 <p>MT1345 QTY: 1 Pigtail 5 Terminal Switches Type: Switch</p>	 <p>MT1694 QTY: 1 Pigtail Packard 2 Leads Male-Female</p>	 <p>MT1699 QTY: 1 Pigtail Bullet Connector Male-Female</p>	 <p>MT1435 QTY: 1 Circuit Breaker - 30 Amp Amps: 30 Voltage: 6-24 Breaker Type: Type I Connector: Threaded Stud</p>			

 <p>MT1436 QTY: 1 Circuit Breaker - 40 Amp Amps: 40 Voltage: 6-24 Breaker Type: Type I Connector: Threaded Stud</p>	 <p>MT1361 QTY: 1 Blower Resistor IHC HD Trucks (506552C1)</p>	<p>Blower Switches</p>  <p>MT0463 QTY: 1 Blower Switch Includes Shaft Nut Type: Rotary Voltage: 12 Hardware Included: Yes Pigtail: MT1345</p>	 <p>MT1254 QTY: 1 Blower Switch 4 Terminal Type: Rotary Voltage: 12 Hardware Included: Yes</p>	 <p>MT1531 QTY: 1 Knob - D Shaft w/ Chrome Snow Flake</p>
<p>Resistors</p>  <p>MT0972 QTY: 1 Blower Resistor Red Dot Units (71R-1450)</p>	 <p>MT1362 QTY: 1 Blower Resistor Freightliner Trucks (N83-321070)</p>	 <p>MT0732 QTY: 1 Blower Switch Red Dot & Kysor Type: Lever Voltage: 12 Hardware Included: No</p>	 <p>MT1355 QTY: 1 Blower Switch Heavy Duty Truck Type: Rotary Voltage: 12 Hardware Included: Yes Pigtail: MT1345</p>	 <p>MT1532 QTY: 1 Knob - D Shaft w/ White Snow Flake</p>
 <p>MT1356 QTY: 1 Blower Resistor Freighliner Trucks (CA1020)</p>	 <p>MT1363 QTY: 1 Blower Resistor Kenworth Trucks, Volvo/GM White (V118410)</p>	 <p>MT0734 QTY: 1 Blower Switch Red Dot Type: Lever Voltage: 12 Hardware Included: No</p>	 <p>MT1359 QTY: 1 Blower Switch HD Truck (Kysor System) Type: Rotary Voltage: 12 Hardware Included: Yes</p>	 <p>MT1533 QTY: 1 Knob - D Shaft w/ White Fan</p>
 <p>MT1357 QTY: 1 Blower Resistor Peterbilt Trucks (651580)</p>	 <p>MT1364 QTY: 1 Blower Resistor Mack Trucks (3230-220276)</p>	 <p>MT0739 QTY: 1 Blower Switch Type: Rotary Voltage: 24 Hardware Included: Yes</p>	 <p>MT1360 QTY: 1 Blower Switch Hang-On Units, Farm, HD Trucks Type: Rotary Voltage: 12 Hardware Included: Yes</p>	 <p>MT1535 QTY: 1 Knob - D Shaft w/ Chrome Pointer</p>
 <p>MT1358 QTY: 1 Blower Resistor Ford HD Trucks (Kysor 220990)</p>	 <p>MT1811 QTY: 1 Blower Resistor Ford HD Trucks (4C2H-19A706-AA, 4C2Z-19A706-AA)</p>	 <p>MT1253 QTY: 1 Blower Switch Long Shaft Type: Rotary Voltage: 12 Hardware Included: Yes Pigtail: MT1345</p>	 <p>MT1365 QTY: 1 Blower Switch Red Dot Units - Mack, Peterbilt, Kenworth Type: Lever Voltage: 12 Hardware Included: No</p>	 <p>MT1536 QTY: 1 Knob - D Shaft w/ Chrome Circle</p>

Conversion Fittings					
	MT1340 QTY: 1		MT1346 QTY: 1		MT1347 QTY: 1
<p>Conversion Fitting</p> <p>Converts 7/16"-20 Female Flare to 3/8"-24 Male (w/ Valve Core)</p> <p>Fitting A: 3/8"-24 Male</p> <p>Fitting B: 7/16"-20 Male Flare w/ Valve Core</p> <p>O-Ring: MT0245</p>	<p>Conversion Fitting</p> <p>Converts 3/8"-24 Male to M10-1.25 Female</p> <p>Fitting A: 3/8"-24 Female</p> <p>Fitting B: M10-1.25 Female</p>	<p>Conversion Fitting</p> <p>Converts 3/8"-24 Male to M12-1.5 Female</p> <p>Fitting A: 3/8"-24 Female</p> <p>Fitting B: M12-1.5 Female</p>	<p>Conversion Fitting</p> <p>Fitting A: 3/8"-24 Male Captive</p> <p>Fitting B: M10-1.25 Male Flare w/ Valve Core</p> <p>O-Ring: MT0245</p>	<p>Conversion Fitting</p> <p>Fitting A: 3/8"-24 Male Captive</p> <p>Fitting B: M12-1.50 Male Flare w/ Valve Core</p> <p>O-Ring: MT0245</p>	

MT1340, MT1346, MT1347 used to convert 3/8"-24 Male or 7/16"-20 Female Fitting Switches to M10-1.25 or M12-1.50 Female Fittings

Figure 1

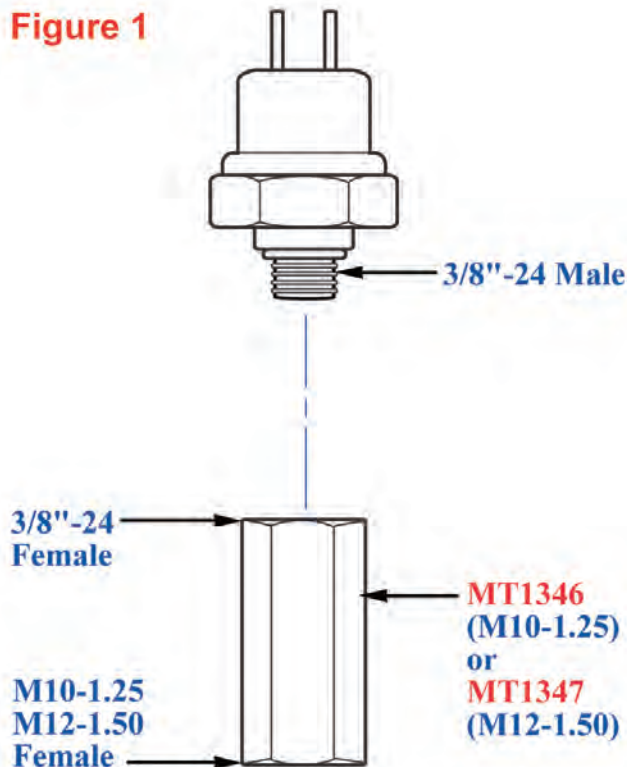
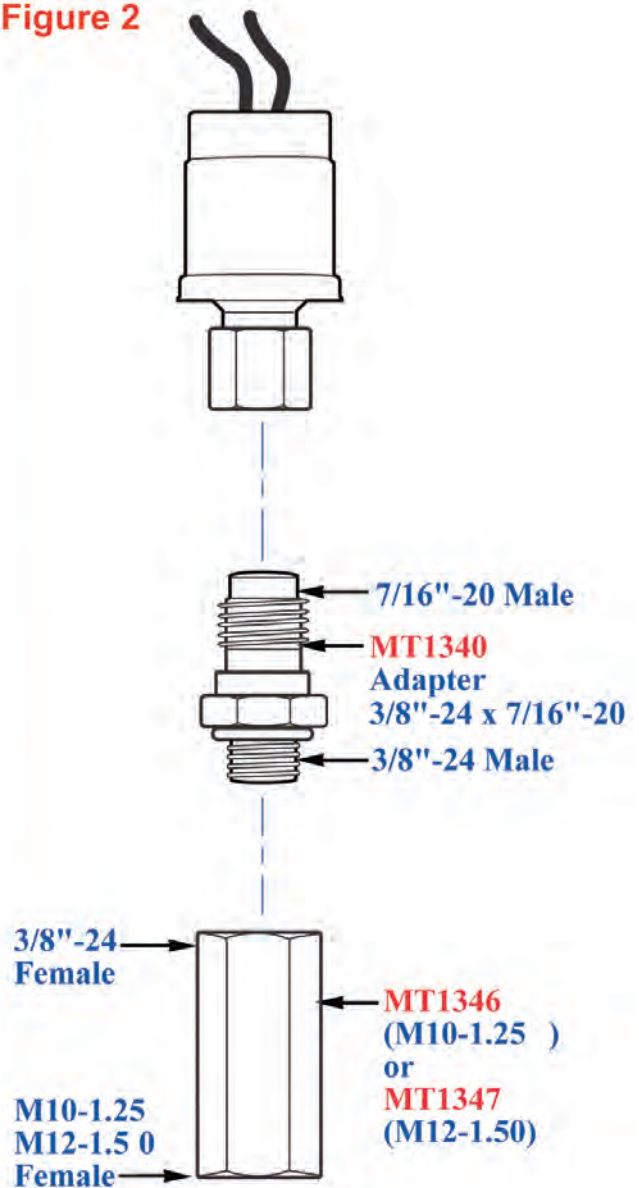


Figure 2



Low Pressure Pigtail



MT0750 QTY: 1
 Low Pressure Cut-Off Switch
 w/ Pigtail
 7/16"-20 Female Flare
 Normal: Open
 Closed: 40 psi
 Open: 10 psi



MT0762 QTY: 1
 Low Pressure Cut-Off Switch
 w/ Pigtail
 7/16"-20 Female Flare
 Normal: Open
 Closed: 65 psi
 Open: 25 psi



MT1229 QTY: 1
 Low Pressure Cut-Off Switch
 w/ Pigtail
 7/16"-20 Female Flare
 Normal: Open
 Closed: 51 psi
 Open: 37 psi

Fan Control Pigtail



MT0747 QTY: 1
 Fan Control Switch
 w/ Pigtail
 7/16"-20 Female Flare
 Normal: Open
 Closed: 275 psi
 Open: 190 psi



MT0748 QTY: 1
 Fan Control Switch
 w/ Pigtail
 7/16"-20 Female Flare
 Normal: Open
 Closed: 250 psi
 Open: 100 psi



MT1227 QTY: 1
 Fan Control Switch
 w/ Pigtail
 3/8"-24 Female Flare
 Normal: Closed
 Open: 215 psi
 Closed: 150 psi



MT1493 QTY: 1
 Fan Control Switch
 w/ Pigtail
 7/16"-20 Female Flare
 Normal: Open
 Closed: 260 psi
 Open: 210 psi



MT1904 QTY: 1
 Fan Control Switch
 M10-1.25 Female
 Normal: Open
 Closed: 260 psi
 Open: 200 psi
 O-Ring: MT0004

Hi Pressure Pigtail



MT0317 QTY: 1
 Hi-Pressure Cut-Off Switch
 w/ Pigtail
 7/16"-20 Female Flare
 Normal: Closed
 Open: 400 psi
 Closed: 300 psi



MT0318 QTY: 1
 Hi-Pressure Cut-Off Switch
 w/ Pigtail
 7/16"-20 Female Flare
 Normal: Closed
 Open: 300 psi
 Closed: 200 psi



MT0383 QTY: 1
 Hi-Pressure Cut-Off Switch
 w/ Pigtail
 7/16"-20 Female Flare
 Normal: Open
 Closed: 300 psi
 Open: 200 psi



MT0749 QTY: 1
 Hi-Pressure Cut-Off Switch
 w/ Pigtail
 3/16"-20 Female Flare
 Normal: Closed
 Open: 300 psi
 Closed: 225 psi



MT0763 QTY: 1
 Hi-Pressure Cut-Off Switch
 w/ Pigtail
 7/16"-20 Female Flare
 Normal: Closed
 Open: 350 psi
 Closed: 250 psi



MT1063 QTY: 1
 Hi-Pressure Cut-Off Switch
 w/ Pigtail
 7/16"-20 Female Flare
 Normal: Closed
 Open: 375 psi
 Closed: 250 psi



MT1494 QTY: 1
 Hi-Pressure Cut-Off Switch
 w/ Pigtail
 7/16"-20 Female Flare
 Normal: Open
 Closed: 375 psi
 Open: 250 psi

Low Pressure Harness



MT1900 QTY: 1
 Low Pressure Cut-Off Switch
 1/4" Female Flare
 Normal: Open
 Closed: 34 psi
 Open: 6 psi
 Pigtail: MT1694



MT1901 QTY: 1
 Low Pressure Cut-Off Switch
 M10-1.25 Female
 Normal: Open
 Closed: 34 psi
 Open: 6 psi
 Pigtail: MT1694
 O-Ring: MT0004



MT1902 QTY: 1
 Low Pressure Cut-Off Switch
 M10-1.25 Female
 Normal: Open
 Closed: 35 psi
 Open: 10 psi
 Pigtail: MT1695
 O-Ring: MT0004

Fan Control Harness



MT1903 QTY: 1
 Cooling Fan Refrigerant Pressure Switch
 1/4" Female Flare
 Normal: Open
 Closed: 260 psi
 Open: 174 psi
 Pigtail: MT1691



MT1906 QTY: 1
 Cooling Fan Refrigerant Pressure Switch
 1/4" Female Flare
 Normal: Closed
 Open: 265 psi
 Closed: 180 psi
 Pigtail: MT1691

 <p>MT1908 QTY: 1 Cooling Fan Refrigerant Pressure Switch 1/4" Female Flare Normal: Open Closed: 250 psi Open: 190 psi Pigtail: MT1690</p>	<p>Binary Harness</p>   <p>MT1910 QTY: 1 Kit Binary Switch, LPCO / HPCO M10-1.25 Female Normal: Open Open: 318 psi Closed: 227 psi Closed: 28 psi Pigtail: MT1693</p>	 <p>MT0470 QTY: 1 Low Pressure Cut-Off Switch For Black Expansion Valves and 6C17 Compressor 3/8"-24 Male Normal: Open Closed: 40 psi Open: 39 psi Pigtail: MT0139 O-Ring: MT0245</p>	  <p>MT1623 QTY: 1 Low Pressure Cut-Off Switch Navistar - Black - 1676786-C2 M12-1.5 Female Normal: Closed Open: 35 psi Closed: 5 psi Pigtail: MT0135 O-Ring: MT0245</p>	  <p>MT1635 QTY: 1 Hi-Pressure Cut-Off Switch Peterbilt: 18-038535 Purple M10-1.25 Female Normal: Closed Open: 355 psi Closed: 205 psi Pigtail: MT1626 O-Ring: MT0004</p>
 <p>MT1909 QTY: 1 Cooling Fan Refrigerant Pressure Switch M10-1.25 Female Normal: Closed Open: 285 psi Closed: 240 psi Pigtail: MT1693</p>	<p>Low Pressure Switch</p>  <p>MT0227 QTY: 1 Low Pressure Cut-Off Switch Drier Mount 3/8"-24 Male Normal: Open Closed: 45 psi Open: 20 psi Pigtail: MT0139 O-Ring: MT0245</p>	 <p>MT0499 QTY: 1 Low Pressure Cut-Off Switch 3/8"-24 Female Normal: Open Closed: 26 psi Open: 25 psi Pigtail: MT0139 O-Ring: MT0242</p>	  <p>MT1639 QTY: 1 Low Pressure Cut-Off Switch Peterbilt - Beige - 18-038534 M12-1.5 Female Normal: Open Closed: 47 psi Open: 23 psi Pigtail: MT1626 O-Ring: MT0245</p>	 <p>MT1638 QTY: 1 Hi-Pressure Cut-Off Switch Peterbilt - Gray - 18-038536 M10-1.25 Female Normal: Open Closed: 270 psi Open: 200 psi Pigtail: MT1626 O-Ring: MT0004</p>
<p>Hi Pressure Harness</p>  <p>MT1905 QTY: 1 Hi-Pressure Cut-Off Switch M10-1.25 Female Normal: Open Closed: 300 psi Open: 250 psi Pigtail: MT1691 O-Ring: MT0004</p>	 <p>MT0372 QTY: 1 Low Pressure Cut-Off Switch 3/8"-24 Male Normal: Open Closed: 30 psi Open: 29 psi Pigtail: MT0139 O-Ring: MT0245</p>	 <p>MT0601 QTY: 1 Low Pressure Cut-Off Switch For Silver & Gold Expansion Blocks 3/8"-24 Male Normal: Open Closed: 45 psi Open: 14 psi Pigtail: MT0139 O-Ring: MT0245</p>	<p>Hi Pressure Switch</p>   <p>MT1624 QTY: 1 Hi-Pressure Cut-Off Switch Navistar - Green - 1676787-C1 M10-1.25 Female Normal: Open Closed: 375 psi Open: 205 psi Pigtail: MT0135 O-Ring: MT0004</p>	<p>Binary Switch</p>  <p>MT0319 QTY: 1 Binary Switch, LPCO / HPCO 3/8"-24 Male Normal: Open Open: 320 psi Closed: 227 psi Closed: 28 psi Pigtail: MT0139 O-Ring: MT0245</p>
 <p>MT1907 QTY: 1 Hi-Pressure Cut-Off Switch M10-1.25 Female Normal: Closed Open: 300 psi Closed: 250 psi Pigtail: MT1691</p>		 <p>MT0928 QTY: 1 Low Pressure Cut-Off Switch 7/16"-20 Female Normal: Open Closed: 40 psi Open: 9 psi Pigtail: MT0139 O-Ring: MT0242</p>		



MT0374 QTY: 1

Binary Switch, LPCO / HPCO

Aftermarket Version does not have locator tab.
3/8"-24 Male
Normal: Closed
Closed: 380 psi
Open: 265 psi
Open: 28 psi
Pigtail: MT0139
O-Ring: MT0245

Binary Switch



MT0316 QTY: 1

Binary Switch, LPCO / HPCO

7/16"-20 Female Flare
Normal: Open
Open: 398 psi
Closed: 312 psi
Closed: 28 psi
Pigtail: MT0139



MT0789 QTY: 1

Binary Switch, LPCO / HPCO

Freightliner (A22-36474)
7/16"-20 Female Flare
Normal: Open
Open: 317 psi
Closed: 225 psi
Closed: 28 psi
Pigtail: MT0139



MT1045 QTY: 1

Binary Switch, LPCO / HPCO

7/16"-20 Female Flare
Normal: Open
Open: 380 psi
Closed: 290 psi
Closed: 30 psi
Pigtail: MT0139



MT1366 QTY: 1

Binary Switch, LPCO / HPCO

M10-1.25 Female
Normal: Open
Open: 330 psi
Closed: 225 psi
Closed: 28 psi
Pigtail: MT0139
O-Ring: MT0004



MT1634 QTY: 1

Binary Switch, LPCO / HPCO

Freightliner: 22-51296-000
Tan
M10-1.25 Female
Normal: Open
Open: 455 psi
Closed: 335 psi
Closed: 28 psi
Pigtail: MT1626
O-Ring: MT0004



MT1911 QTY: 1

Binary Switch, HPCO / Cooling Fan

Ford/Sterling and H.D. Trucks
M10-1.25 Female
H/P Normal: Closed
Open: 437 psi
Closed: 227 psi
Fan Normal: Closed
Open: 323 psi
Closed: 269 psi
O-Ring: MT0004

Bi/Tertiary Switch



MT0870 QTY: 1

Pigtail

Red Dot - Kysor Style
Binary / Tertiary Switch
Type: Switch



MT1377 QTY: 1

Binary Switch, LPCO / HPCO

H.D Trucks (Red Dot - Kysor Style)
With 3/8"-24 Male
Adapter - w/ Valve Core
7/16"-20 Female Flare
Normal: Open
Open: 270/330 psi
Closed: 120 psi
Closed: 40 psi
Open: 15/30 psi
Pigtail: MT0870
O-Ring: MT0245
Part3: MT1519



MT1378 QTY: 1

Tertiary Switch, HPCO / Cooling Fan / LPCO

H.D Trucks (Red Dot - Kysor Style)
With 3/8"-24 Male
Adapter - w/ Valve Core
7/16"-20 Female Flare
HPLP Normal: Open
HPCO: OP/CL 328/260 psi
LPCO: CL/OP 34/22 psi
Fan Normal: Closed
Fan: OP/CL 230/150 psi
Pigtail: MT0870
O-Ring: MT0245
Part3: MT1519



MT1379 QTY: 1


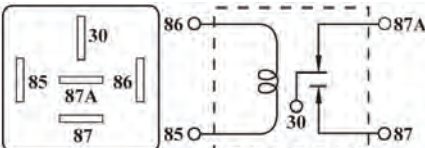
Tertiary Switch, HPCO / Cooling Fan / LPCO

H.D Trucks (Red Dot - Kysor Style)
With 3/8"-24 Male
Adapter - w/ Valve Core
7/16"-20 Female Flare
HPLP Normal: Open
HPCO: OP/CL 340/280 psi
LPCO: CL/OP 30/20 psi
Fan Normal: Open
Fan: CL/OP 240/160 psi
Pigtail: MT0870
O-Ring: MT0245
Part3: MT1519

Relays - 5 Pin w/o Bracket


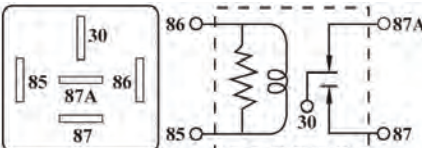
MT0531 QTY: 1

Relay
Single Pole Double Throw
Voltage: 12.0
Amps: 40/30
w/o Resistor
Pigtail: MT0911


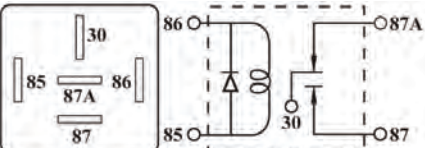
MT0532 QTY: 1

Relay
Single Pole Double Throw
Voltage: 12.0
Amps: 40/30
w/ Resistor
Pigtail: MT0911

MT1382 QTY: 1


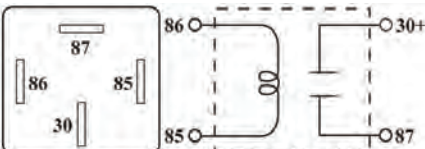
Relay
Single Pole Double Throw
Voltage: 12.0
Amps: 40/30
w/ Diode
Pigtail: MT0911

Relays - 4 Pin w/o Bracket


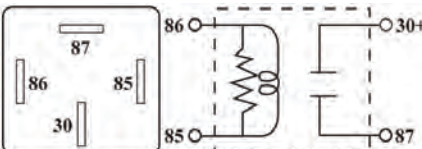
MT1447 QTY: 1

Relay
Normal Open - Single Pole
Single Throw
Voltage: 12.0
Amps: 40/30
w/o Resistor
Pigtail: MT0911


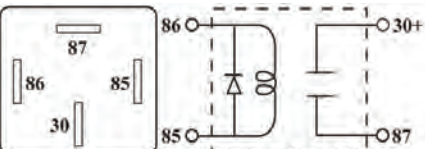
MT0533 QTY: 1

Relay
Normal Open - Single Pole
Single Throw
Voltage: 12.0
Amps: 40/30
w/ Resistor
Pigtail: MT0911

MT1448 QTY: 1


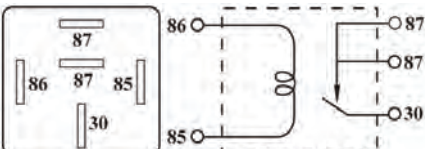
Relay
Normal Open - Single Pole
Single Throw
Voltage: 12.0
Amps: 40/30
w/ Diode
Pigtail: MT0911

Relays - Dual Output 5 Pin w/o Bracket


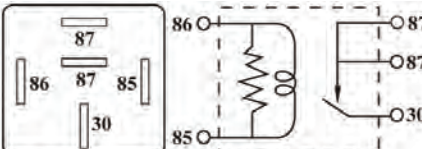
MT1449 QTY: 1

Relay
Normal Open - Single Pole
Single Throw - Dual Output
Voltage: 12.0
Amps: 40/30
w/o Resistor
Pigtail: MT0911


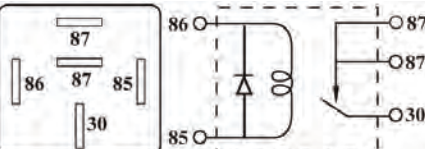
MT1384 QTY: 1

Relay
Normal Open - Single Pole
Single Throw - Dual Output
Voltage: 12.0
Amps: 40/30
w/ Resistor
Pigtail: MT0911

MT1450 QTY: 1


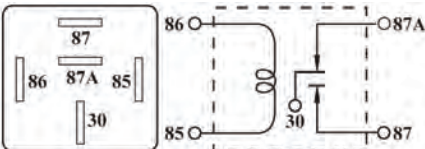
Relay
Normal Open - Single Pole
Single Throw - Dual Output
Voltage: 12.0
Amps: 40/30
w/ Diode
Pigtail: MT0911

Relays - 5 Pin w/ Bracket


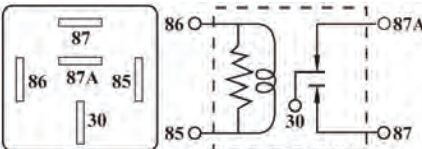
MT0320 QTY: 1

Relay w/ Bracket
Single Pole Double Throw
Voltage: 12.0
Amps: 40/30
w/o Resistor
Pigtail: MT0903


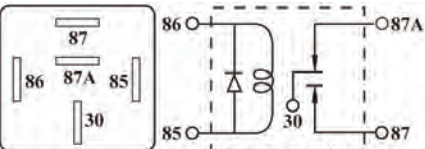
MT1445 QTY: 1

Relay w/ Bracket
Single Pole Double Throw
Voltage: 12.0
Amps: 40/30
w/ Resistor
Pigtail: MT0903

MT0475 QTY: 1

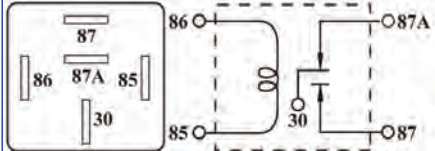
Relay w/ Bracket
Single Pole Double Throw
Voltage: 12.0
Amps: 40/30
w/ Diode
Pigtail: MT0903

MT1367

QTY: 1

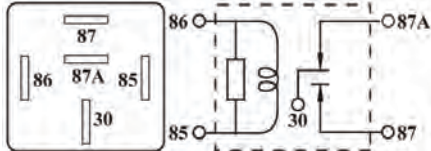
Relay w/ Bracket
Single Pole Double Throw
Voltage: 24.0
Amps: 40/30
w/o Resistor
Pigtail: MT0903



MT1451

QTY: 1

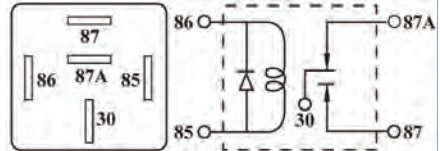
Relay w/ Bracket
Single Pole Double Throw
Voltage: 24.0
Amps: 40/30
w/ Resistor
Pigtail: MT0903



MT1452

QTY: 1

Relay w/ Bracket
Single Pole Double Throw
Voltage: 24.0
Amps: 40/30
w/ Diode
Pigtail: MT0903

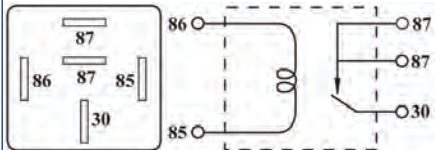


Relays - Dual Output 5 Pin w/ Bracket

MT0223

QTY: 1

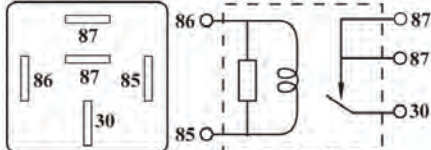
Relay w/ Bracket
Normal Open - Single Pole
Single Throw - Dual Output
Voltage: 12.0
Amps: 40/30
w/o Resistor
Pigtail: MT0903



MT1453

QTY: 1

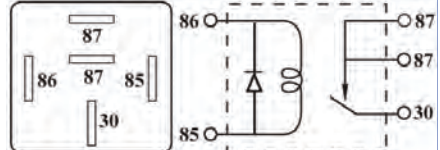
Relay w/ Bracket
Normal Open - Single Pole
Single Throw - Dual Output
Voltage: 12.0
Amps: 40/30
w/ Resistor
Pigtail: MT0903



MT1454

QTY: 1

Relay w/ Bracket
Normal Open - Single Pole
Single Throw - Dual Output
Voltage: 12.0
Amps: 40/30
w/ Diode
Pigtail: MT0903

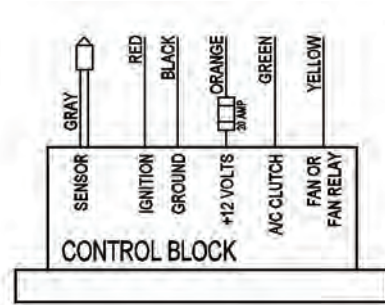


Relays Assembly

MT0765

QTY: 1

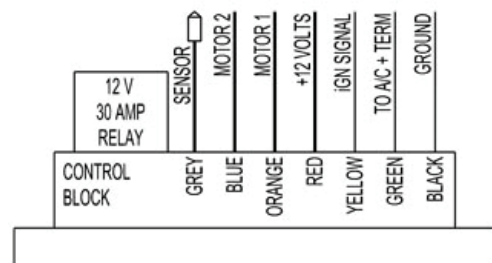

Cooling Fan Thermostat
Control Unit
Auxiliary Fan additions
Controls Single Fan Operation
Thermostat Probe is Ambient
Temperature Control
A/C Clutch Control Circuit for
continous Fan Operation
Thermostat is preset @ 160
degrees with an adjustable
screw



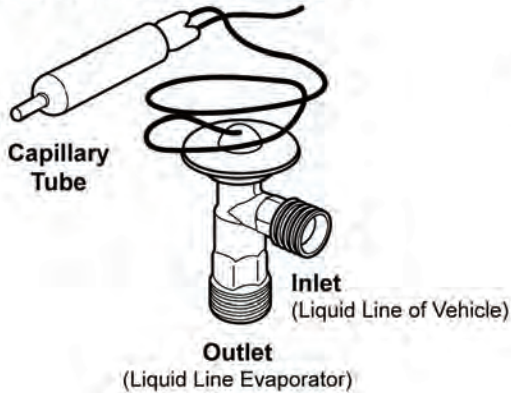
MT0766

QTY: 1

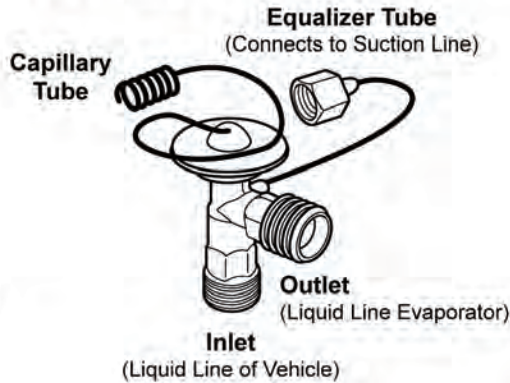
Cooling Fan Thermostat
Control Unit
Auxiliary Fan additions
Controls Single or Dual Fan
Operation
Thermostat Probe is Ambient
Temperature Control
A/C Clutch Control Circuit for
continous Fan Operation
Thermostat is preset @ 160
degrees with an adjustable
screw



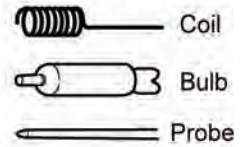
INTERNALLY EQUALIZED



EXTERNALLY EQUALIZED



Sensing Tip Type



Inlet - Small Fitting
Outlet - Large Fitting

Angle Type



MT5000 QTY: 1 Kit
Expansion Valve - Angle
Inlet: 3/8" Male Flare
Outlet: 1/2" Male Flare
Cap Tube Len: 13" w/ Coil
Superheat: 8.0
Ton: 1.5

Chrysler Cars	84-71
Dodge Trucks	85-79
Dodge Trucks	73-71
Ford Cars	79-68
Ford Trucks	79-73
Honda	79-73
Mazda	78-76
Toyota	77-76



MT5001 QTY: 1 Kit
Expansion Valve - Angle
Inlet: 3/8" Male O-Ring
Outlet: 1/2" Male O-Ring
Cap Tube Len: 9" w/ Bulb
Superheat: 5.0
Ton: 1.5
Inlet O-Ring: MT0237
Outlet O-Ring: MT0250
Ford Cars 79-70



MT5002 QTY: 1 Kit
Expansion Valve - Angle
Inlet: 3/8" Male O-Ring
Outlet: 1/2" Male O-Ring
Cap Tube Len: 21" w/ Coil
Superheat: 7.0
Ton: 1.5
Inlet O-Ring: MT0237
Outlet O-Ring: MT0250

Acura	89-86
Dodge Trucks	97-89
Ford Trucks	87-73
GM Trucks	93-65
Honda	91-79
Jeep	96-91



MT5003 QTY: 1 Kit
Expansion Valve - Angle
Inlet: 16mm Male O-Ring
Outlet: 20mm Male O-Ring
Cap Tube Len: 7" w/ Coil
Superheat: 16.0
Ton: 0.5
Inlet O-Ring: MT0232
Outlet O-Ring: MT0250
GM Cars 06-02
GM Trucks 10-00



MT5004 QTY: 1 Kit
Expansion Valve - Angle
Inlet: 18mm Male O-Ring
Outlet: 20mm Male O-Ring
Cap Tube Len: 16" w/ Probe
Superheat: 3.5
Ton: 2.0
Inlet O-Ring: MT0237
Outlet O-Ring: MT0250
GM Trucks 98-91



MT5005 QTY: 1 Kit
Expansion Valve - Angle
Inlet: 16mm Male O-Ring
Outlet: 20mm Male O-Ring
Cap Tube Len: 9" w/ Probe
Superheat: 4.5
Ton: 1.5
Inlet O-Ring: MT0232
Outlet O-Ring: MT0250
GM Trucks 99-92



MT5006 QTY: 1 Kit
Expansion Valve - Angle
Inlet: 16mm Male O-Ring
Outlet: 1/2" Male O-Ring
Cap Tube Len: 5" w/ Bulb
Superheat: 5.0
Ton: 1.5
Inlet O-Ring: MT0232
Outlet O-Ring: MT0250
Ford Cars 07-03
Ford Trucks 07-99



MT5007 QTY: 1 Kit
Expansion Valve - Angle
Inlet: 14mm Male O-Ring
Outlet: 1/2" Male O-Ring
Cap Tube Len: 13" w/ Bulb
Superheat: 14.0
Ton: 1.5
Inlet O-Ring: MT0005
Outlet O-Ring: MT0250
Chrysler Cars 94-85
Dodge Trucks 89-86
Eagle 90-89
Honda 85-76
Isuzu 95-93
Lexus 91-90
Mazda 89-79
Toyota 95-76



MT5008 QTY: 1 Kit
Expansion Valve - Angle
Inlet: 16mm Male O-Ring
Outlet: 20mm Male O-Ring
Cap Tube Len: 11" w/ Probe
Superheat: 4.5
Ton: 1.5
Inlet O-Ring: MT0230
Outlet O-Ring: MT0250
GM Trucks 05-94



MT5009 QTY: 1 Kit
Expansion Valve - Angle
Inlet: 16mm Male O-Ring
Outlet: 20mm Male O-Ring
Cap Tube Len: 9" w/ Bulb
Superheat: 9.0
Ton: 1.5
Inlet O-Ring: MT0230
Outlet O-Ring: MT0250
Nissan 04-01



MT5010 QTY: 1 Kit
Expansion Valve - Angle
Inlet: 14mm Male O-Ring
Outlet: 1/2" Male O-Ring
Cap Tube Len: 12" w/ Bulb
Equal Tube Len: 11"
Equal Tube Nut: 1/4"
Female O-Ring
Superheat: 3.0
Ton: 1.5
Inlet O-Ring: MT0233
Outlet O-Ring: MT0254
Nut O-Ring: MT0229

Honda 93-92



MT5011 QTY: 1 Kit
Expansion Valve - Angle
Inlet: 3/8" Male O-Ring
Outlet: 1/2" Male O-Ring
Cap Tube Len: 21" w/ Coil
Equal Tube Len: 18"
Equal Tube Nut: 1/4"
Female O-Ring
Superheat: 3.0
Ton: 1.5
Inlet O-Ring: MT0275
Outlet O-Ring: MT0280
Nut O-Ring: MT0228

Audi 88-75

Isuzu 93-83

Mazda 93-90



MT5012 QTY: 1 Kit
Expansion Valve - Angle
Inlet: 3/8" Male O-Ring
Outlet: 1/2" Male O-Ring
Cap Tube Len: 32" w/ Bulb
Equal Tube Len: 32"
Equal Tube Nut: 1/4" Male O-Ring
Superheat: 10.5
Ton: 2.0
Inlet O-Ring: MT0237
Outlet O-Ring: MT0250
Nut O-Ring: MT0229

Chrysler Cars 74-65

GM Cars 72-65

GM Trucks 76-65



MT5013 QTY: 1 Kit
Expansion Valve - Angle
Inlet: 3/8" Male O-Ring
Outlet: 1/2" Male O-Ring
Cap Tube Len: 14" w/ Coil
Equal Tube Len: 16"
Equal Tube Nut: 1/4"
Female O-Ring
Superheat: 8.0
Ton: 2.0
Inlet O-Ring: MT0237
Outlet O-Ring: MT0250
Nut O-Ring: MT0229

Honda 91-88

Honda 85-82

Nissan 86-76



MT5014 QTY: 1 Kit
Expansion Valve - Angle
Heavy Duty Truck, Farm and AG Vehicles
Inlet: 3/8" Male O-Ring
Outlet: 1/2" Male O-Ring
Cap Tube Len: 10" w/ Bulb
Equal Tube Len: 11"
Equal Tube Nut: 1/4"
Female O-Ring
Superheat: 5.0
Ton: 2.0
Inlet O-Ring: MT0237
Outlet O-Ring: MT0250
Nut O-Ring: MT0229



MT5015 QTY: 1 Kit
Expansion Valve - Angle
Inlet: 16mm Male O-Ring
Outlet: 22mm Male O-Ring
Cap Tube Len: 11" w/ Bulb
Equal Tube Len: 11"
Equal Tube Nut: M12-1.25
Superheat: 6.0
Ton: 1.5
Inlet O-Ring: MT0231
Outlet O-Ring: MT0249
Nut O-Ring: MT0229

Acura 97-94

Honda 06-94



MT5016 QTY: 1 Kit
Expansion Valve - Angle
Inlet: 16mm Male O-Ring
Outlet: 20mm Male O-Ring
Cap Tube Len: 11" w/ Bulb
Equal Tube Len: 10"
Equal Tube Nut: M12-1.25
Superheat: 3.5
Ton: 1.5
Inlet O-Ring: MT0232
Outlet O-Ring: MT0250
Nut O-Ring: MT0229

Mazda 97-90



MT5017 QTY: 1 Kit
Expansion Valve - Angle
Inlet: 16mm Male O-Ring
Outlet: 20mm Male O-Ring
Cap Tube Len: 12" w/ Bulb
Equal Tube Len: 13"
Equal Tube Nut: M12-1.25
Superheat: 6.0
Ton: 1.5
Inlet O-Ring: MT0230
Outlet O-Ring: MT0250
Nut O-Ring: MT0229

Isuzu 02-93

Nissan 94-76



MT5018 QTY: 1 Kit
Expansion Valve - Angle
Inlet: 16mm Male O-Ring
Outlet: 20mm Male O-Ring
Cap Tube Len: 6" w/ Bulb
Equal Tube Len: 4"
Equal Tube Nut: M12-1.5
Superheat: 5.0
Ton: 1.5
Inlet O-Ring: MT0237
Outlet O-Ring: MT0250
Nut O-Ring: MT0228

GM Cars 98-96

GM Cars 88-85



MT5019 QTY: 1 Kit
Expansion Valve - Angle
Inlet: 14mm Male O-Ring
Outlet: 20mm Male O-Ring
Cap Tube Len: 11" w/ Bulb
Equal Tube Len: 10"
Equal Tube Nut: M12-1.25
Superheat: 3.5
Ton: 1.5
Inlet O-Ring: MT0004
Outlet O-Ring: MT0250
Nut O-Ring: MT0228

Isuzu 94-88

Mazda 92-88



MT5020 QTY: 1 Kit
Expansion Valve - Angle
Inlet: 16mm Male O-Ring
Outlet: 18mm Male O-Ring
Cap Tube Len: 6" w/ Bulb
Equal Tube Len: 4"
Equal Tube Nut: M12-1.5
Superheat: 5.0
Ton: 1.5
Inlet O-Ring: MT0237
Outlet O-Ring: MT0250
Nut O-Ring: MT0228

GM Cars 95-94



MT5021 QTY: 1 Kit
Expansion Valve - Angle
Inlet: 16mm Male O-Ring
Outlet: 20mm Male O-Ring
Cap Tube Len: 11" w/ Bulb
Equal Tube Len: 10"
Equal Tube Nut: M12-1.5
Superheat: 3.5
Ton: 1.5
Inlet O-Ring: MT0230
Outlet O-Ring: MT0250
Nut O-Ring: MT0335

Nissan 01-85



MT5022 QTY: 1 Kit
Expansion Valve - Angle
Inlet: 16mm Male O-Ring
Outlet: 22mm Male O-Ring
Cap Tube Len: 11" w/ Bulb
Equal Tube Len: 11"
Equal Tube Nut: M12-1.25
Superheat: 5.0
Ton: 1.5
Inlet O-Ring: MT0231
Outlet O-Ring: MT0249
Nut O-Ring: MT0229

Acura 00-98

Honda 02-97



MT5023 QTY: 1 Kit
Expansion Valve - Angle
Inlet: 16mm Male O-Ring
Outlet: 22mm Male O-Ring
Cap Tube Len: 11" w/ Bulb
Equal Tube Len: 11"
Equal Tube Nut: M12-1.25
Superheat: 6.0
Ton: 1.5
Inlet O-Ring: MT0231
Outlet O-Ring: MT0249
Nut O-Ring: MT0229

Honda 97-94

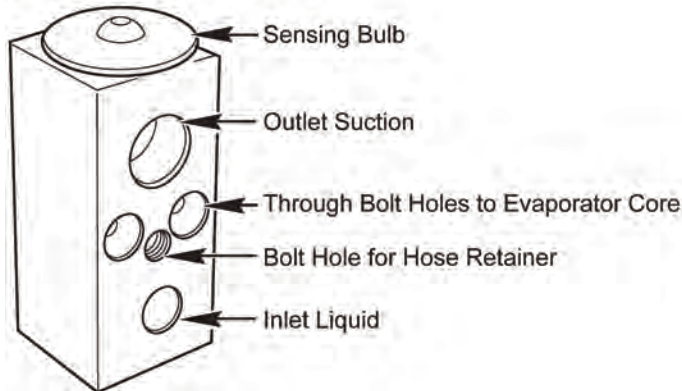


MT5024 QTY: 1 Kit
Expansion Valve - Angle
Inlet: 16mm Male O-Ring
Outlet: 20mm Male O-Ring
Cap Tube Len: 10" w/ Coil
Superheat: 5.0
Ton: 1.5
Inlet O-Ring: MT0237
Outlet O-Ring: MT0250
Inlet Tube O-Ring: MT0244
Outlet Tube O-Ring: MT0260
Inline Filter: MT1585

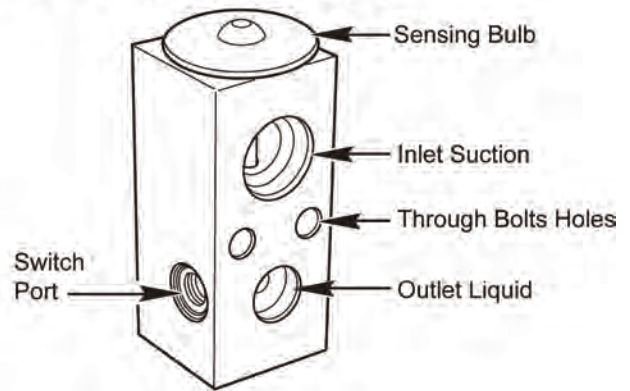
GM Trucks 09-02

Isuzu 09-03

FRONT or (Hose Side)



REAR or (Evaporator Side)




MT5025 QTY: 1 Kit
Expansion Valve - Angle
Inlet: 16mm Male O-Ring
Outlet: 20mm Male O-Ring
Cap Tube Len: 5" w/ Coil
Superheat: 6.0
Ton: 1.5
Inlet O-Ring: MT0237
Outlet O-Ring: MT0250

GM Trucks 10-99

New for 2013



MT5026 QTY: 1 Kit
Expansion Valve - Angle
Inlet: 14mm Male O-Ring
Outlet: 1/2" Male O-Ring
Cap Tube Len: 11" w/ Bulb
Equal Tube Len: 11"
Superheat: 8.0
Ton: 1.5
Inlet O-Ring: MT0229
Outlet O-Ring: MT0233
Nut O-Ring: MT0254


Chrysler Cars 93-88
Dodge Trucks 93-90
Eagle 96-91
Honda 93-90
Mitsubishi 93-89

Block Type



MT5500 QTY: 1 Kit
Expansion Valve - Block
Inlet Liquid: #6 Gasket
Outlet Liquid: #8 Gasket
Inlet Suction: #12 Gasket
Outlet Suction: #12 Gasket
Superheat: 8.0
Ton: 1.5
Hose Side: MT0897
Evap Side: MT0047
Pilots: MT1037

Chrysler Cars 01-97
Dodge Trucks 03-94



MT5501 QTY: 1 Kit
Expansion Valve - Block
Inlet Liquid: #6 Gasket
Outlet Liquid: #8 Gasket
Inlet Suction: #12 Gasket
Outlet Suction: #12 Gasket
Switchport: 3/8"-24
Superheat: 6.5
Ton: 1.5
Hose Side: MT0897
Evap Side: MT0047
Pilots: MT1037
Switch O-Ring: MT0245

Chrysler Cars 01-00




MT5502 QTY: 1 Kit
Expansion Valve - Block
Inlet Liquid: #6 Gasket
Outlet Liquid: #8 Gasket
Inlet Suction: #12 Gasket
Outlet Suction: #12 Gasket
Switchport: 3/8"-24
Superheat: 6.5
Ton: 1.5
Hose Side: MT0897
Evap Side: MT0047
Pilots: MT1037
Switch O-Ring: MT0245

Dodge Trucks 96-79




MT5503 QTY: 1 Kit
Expansion Valve - Block
Inlet Liquid: #6 Gasket
Outlet Liquid: #8 Gasket
Inlet Suction: #12 Gasket
Outlet Suction: #12 Gasket
Switchport: 3/8"-24
Superheat: 7.5
Ton: 1.5
Hose Side: MT0897
Evap Side: MT0047
Pilots: MT1037
Switch O-Ring: MT0245

Chrysler Cars 93-89
Dodge Trucks 93-90



MT5504 QTY: 1 Kit
Expansion Valve - Block
Inlet Liquid: #6 Gasket
Outlet Liquid: #8 Gasket
Inlet Suction: #12 Gasket
Outlet Suction: #12 Gasket
Switchport: 3/8"-24
Superheat: 10.0
Ton: 1.5
Hose Side: MT0044
Evap Side: MT0046
Pilots: MT1037
Switch O-Ring: MT0245

Chrysler Cars 99-74
Dodge Trucks 93-79



MT5505 QTY: 1 Kit
Expansion Valve - Block
Inlet Liquid: #6 Gasket
Outlet Liquid: #8 Gasket
Inlet Suction: #12 Gasket
Outlet Suction: #12 Gasket
Switchport: 3/8"-24
Superheat: 6.5
Ton: 1.5
Hose Side: MT0897
Evap Side: MT0047
Pilots: MT1037
Thermostat Switch: MT1328
Switch O-Ring: MT0245

Chrysler Cars 95-93



MT5506 QTY: 1 Kit
Expansion Valve - Block
Inlet Liquid: #6 Springlock
Outlet Liquid: #8 Gasket
Inlet Suction: #12 Gasket
Outlet Suction: #10 Springlock
Superheat: 7.0
Ton: 1.5
Inlet Liq: MT0160 + MT0086
Outlet Suct: MT0162 + MT0088
Evap Side: MT0047
Pilots: MT1037

Chrysler Cars 02-01



MT5507 QTY: 1 Kit
Expansion Valve - Block
Inlet Liquid: #6 Springlock
Outlet Liquid: #8 Gasket
Inlet Suction: #12 Gasket
Outlet Suction: #10 Springlock
Superheat: 16.0
Ton: 1.5
Inlet Liq: MT0160 + MT0086
Outlet Suct: MT0162 + MT0088
Evap Side: MT0047
Pilots: MT1037

Chrysler Cars 00-93
Eagle 97-93



MT5508 QTY: 1 Kit

Expansion Valve - Block

Inlet Liquid: #6 Sealing Washer
 Outlet Liquid: #8 Sealing Washer
 Inlet Suction: #12 Sealing Washer
 Outlet Suction: #12 Sealing Washer
 Superheat: -1.0
 Ton: 1.5
 Inlet Liq: MT0369
 Outlet Liq: MT0370
 Inlet Suct: MT0371
 Outlet Suct: MT0371

GM Cars 08-01
GM Trucks 05-01



MT5509 QTY: 1 Kit

Expansion Valve - Block

Inlet Liquid: #8 Captive
 Outlet Liquid: #8 Gasket
 Inlet Suction: #12 Captive
 Outlet Suction: #12 Captive
 Superheat: 11.5
 Ton: 1.5
 Inlet Liq: MT0016
 Outlet Suct: MT0264
 Evap Side: MT0047
 Pilots: MT1037

Dodge Trucks 00-98



MT5510 QTY: 1 Kit

Expansion Valve - Block

Inlet Liquid: #8 Captive
 Outlet Liquid: #8 Gasket
 Inlet Suction: #12 Captive
 Outlet Suction: #12 Captive
 Superheat: 12.5
 Ton: 1.5
 Inlet Liq: MT0016
 Outlet Suct: MT0264
 Evap Side: MT0047
 Pilots: MT1037

Chrysler Cars 02-98



MT5511 QTY: 1 Kit

Expansion Valve - Block

Inlet Liquid: #8 Captive
 Outlet Liquid: #8 Gasket
 Inlet Suction: #12 Gasket
 Outlet Suction: #12 Captive
 Superheat: 3.5
 Ton: 1.5
 Inlet Liq: MT0016
 Outlet Suct: MT0264
 Evap Side: MT0047
 Pilots: MT1037

Dodge Trucks 03-01



MT5512 QTY: 1 Kit

Expansion Valve - Block

Inlet Liquid: #8 Captive
 Outlet Liquid: #8 Captive
 Inlet Suction: #12 Captive
 Outlet Suction: #12 Captive
 Superheat: 4.0
 Ton: 1.5
 Inlet Liq: MT1333
 Outlet Liq: MT0016
 Inlet Suct: MT0264
 Outlet Suct: MT0260

Jeep 04-02



MT5513 QTY: 1 Kit

Expansion Valve - Block

Inlet Liquid: #8 Captive
 Outlet Liquid: #8 Captive
 Inlet Suction: #12 Captive
 Outlet Suction: #12 Captive
 Superheat: 6.5
 Ton: 2.0
 Inlet Liq: MT0016
 Outlet Liq: MT0016
 Inlet Suct: MT0264
 Outlet Suct: MT0264

Chrysler Cars 00-96



MT5514 QTY: 1 Kit

Expansion Valve - Block

Inlet Liquid: #8 Captive
 Outlet Liquid: #8 Captive
 Inlet Suction: #12 Captive
 Outlet Suction: #12 Captive
 Superheat: 3.0
 Ton: 1.5
 Inlet Liq: MT1333
 Outlet Liq: MT0016
 Inlet Suct: MT0264
 Outlet Suct: MT0260

Chrysler Cars 05-01



MT5515 QTY: 1 Kit

Expansion Valve - Block

Inlet Liquid: #8 Standard
 Outlet Liquid: #8 Captive
 Inlet Suction: #12 Captive
 Outlet Suction: #12 Standard
 Superheat: 4.0
 Ton: 1.5
 Inlet Liq: MT0250
 Outlet Liq: MT0016
 Inlet Suct: MT0264
 Outlet Suct: MT0265

Chrysler Cars 05-01



MT5516 QTY: 1 Kit

Expansion Valve - Block

Inlet Liquid: #8 Standard
 Outlet Liquid: #8 Standard
 Inlet Suction: #12 Standard
 Outlet Suction: #12 Standard
 Superheat: 6.5
 Ton: 2.0
 Inlet Liq: MT0250
 Outlet Liq: MT0250
 Inlet Suct: MT0265
 Outlet Suct: MT0265

Chrysler Cars 00-96



MT5517 QTY: 1 Kit

Expansion Valve - Block

Inlet Liquid: #8 Captive
 Outlet Liquid: #8 Captive
 Inlet Suction: #12 Captive
 Outlet Suction: #12 Captive
 Superheat: 12.5
 Ton: 1.5
 Inlet Liq: MT0016
 Outlet Liq: MT0016
 Inlet Suct: MT0264
 Outlet Suct: MT0264

Chrysler Cars 04-03



MT5518 QTY: 1 Kit

Expansion Valve - Block

Inlet Liquid: #8 Male Insert O-Ring
 Outlet Liquid: #8 Captive
 Inlet Suction: #10 Captive
 Outlet Suction: #10 Male Insert O-Ring
 Superheat: 7.0
 Ton: 1.5
 Inlet Liq: MT0250
 Outlet Liq: MT0244
 Inlet Suct: MT0274
 Outlet Suct: MT0258

GM Cars 97-93



MT5519 QTY: 1 Kit

Expansion Valve - Block

Inlet Liquid: #6 Male Insert O-Ring
 Outlet Liquid: #8 Male Insert O-Ring
 Inlet Suction: #8 Male Insert O-Ring
 Outlet Suction: #10 Male Insert O-Ring
 Superheat: 6.5
 Ton: 2.0
 Inlet Liq: MT0237
 Outlet Liq: MT0250
 Inlet Suct: MT0250
 Outlet Suct: MT0258

Volkswagen 92-86



MT5520 QTY: 1 Kit

Expansion Valve - Block

Inlet Liquid: #6 Standard
 Outlet Liquid: #8 Standard
 Inlet Suction: #10 Standard
 Outlet Suction: #12 Standard
 Superheat: 6.0
 Ton: 2.0
 Inlet Liq: MT0237
 Outlet Liq: MT0250
 Inlet Suct: MT0258
 Outlet Suct: MT0267

BMW 01-85



MT5521 QTY: 1 Kit

Expansion Valve - Block

Inlet Liquid: #6 Male Insert O-Ring
 Outlet Liquid: #8 Male Insert O-Ring
 Inlet Suction: #10 Male Insert O-Ring
 Outlet Suction: #10 Male Insert O-Ring
 Superheat: 7.5
 Ton: 1.5
 Inlet Liq: MT0237
 Outlet Liq: MT0250
 Inlet Suct: MT0258
 Outlet Suct: MT0258

Ford Trucks 02-97



MT5522 QTY: 1 Kit

Expansion Valve - Block

Inlet Liquid: #6 Male Insert O-Ring
 Outlet Liquid: #8 Male Insert O-Ring
 Inlet Suction: #10 Male Insert O-Ring
 Outlet Suction: #10 Male Insert O-Ring
 Superheat: 5.0
 Ton: 1.5
 Inlet Liq: MT0237
 Outlet Liq: MT0250
 Inlet Suct: MT0258
 Outlet Suct: MT0258

Jeep 96-91

Expansion Valves





MT5523 QTY: 1 Kit
Expansion Valve - Block
Inlet Liquid: #6 Male Insert O-Ring
Outlet Liquid: #8 Male Insert O-Ring
Inlet Suction: #8 Male Insert O-Ring
Outlet Suction: #10 Male Insert O-Ring
Superheat: 5.0
Ton: 1.5
Inlet Liq: MT0237
Outlet Liq: MT0250
Inlet Suct: MT0250
Outlet Suct: MT0258

BMW 87-78



MT5526 QTY: 1 Kit
Expansion Valve - Block
Inlet Liquid: #6 Captive
Outlet Liquid: #8 Captive
Inlet Suction: #10 Captive
Outlet Suction: #10 Captive
Superheat: 12.5
Ton: 1.5
Inlet Liq: MT0233
Outlet Liq: MT0254
Inlet Suct: MT0332
Outlet Suct: MT0332

Acura 05-01
Honda 08-01
Honda 99-98




MT5529 QTY: 1 Kit
Expansion Valve - Block
Inlet Liquid: 8mm Captive
Outlet Liquid: 13mm Captive
Inlet Suction: 13mm Captive
Outlet Suction: 13mm Captive
Superheat: 4.0
Ton: 1.5
Inlet Liq: MT0231
Outlet Liq: MT0187
Inlet Suct: MT0187
Outlet Suct: MT0187

Dodge Trucks 03-01



MT5532 QTY: 1 Kit
Expansion Valve - Block
Inlet Liquid: 8mm Standard
Outlet Liquid: 13mm Standard
Inlet Suction: 13mm Standard
Outlet Suction: 13mm Standard
Superheat: 8.0
Ton: 1.5
Inlet Liq: MT0232
Outlet Liq: MT0257
Inlet Suct: MT0257
Outlet Suct: MT0257

Lexus 93-92
Toyota 96-87



MT5535 QTY: 1 Kit
Expansion Valve - Block
Inlet Liquid: #8 Sealing Washer
Outlet Liquid: #8 Captive
Inlet Suction: #12 Captive
Outlet Suction: #10 Sealing Washer
Superheat: -1.5
Ton: 1.5
Inlet Liq: MT0370
Outlet Liq: MT0254
Inlet Suct: MT0187
Outlet Suct: MT0395

GM Cars 10-06




MT5524 QTY: 1 Kit
Expansion Valve - Block
Inlet Liquid: #6 Male Insert O-Ring
Outlet Liquid: #8 Male Insert O-Ring
Inlet Suction: #8 Male Insert O-Ring
Outlet Suction: #10 Male Insert O-Ring
Superheat: 8.0
Ton: 1.5
Inlet Liq: MT0237
Outlet Liq: MT0250
Inlet Suct: MT0250
Outlet Suct: MT0258

Ford Cars 77-68
Jeep 90-84




MT5527 QTY: 1 Kit
Expansion Valve - Block
Inlet Liquid: #6 Captive
Outlet Liquid: #8 Captive
Inlet Suction: #10 Captive
Outlet Suction: #10 Captive
Superheat: 14.0
Ton: 1.0
Inlet Liq: MT0233
Outlet Liq: MT0254
Inlet Suct: MT0332
Outlet Suct: MT0332

Suzuki 04-99




MT5530 QTY: 1 Kit
Expansion Valve - Block
Inlet Liquid: 8mm Captive
Outlet Liquid: 10mm Captive
Inlet Suction: 13mm Captive
Outlet Suction: 13mm Captive
Superheat: 14.0
Ton: 1.0
Inlet Liq: MT0005
Outlet Liq: MT0188
Inlet Suct: MT0187
Outlet Suct: MT0187

Lexus 03-98
Toyota 08-00



MT5533 QTY: 1 Kit
Expansion Valve - Block
Inlet Liquid: #6 Standard
Outlet Liquid: #8 Standard
Inlet Suction: #10 Standard
Outlet Suction: #10 Standard
Superheat: 4.0
Ton: 1.5
Inlet Liq: MT0005
Outlet Liq: MT0159
Inlet Suct: MT0021
Outlet Suct: MT0258

Saturn 05-91



MT5536 QTY: 1 Kit
Expansion Valve - Block
Inlet Liquid: #6 Sealing Washer
Outlet Liquid: #8 Sealing Washer
Inlet Suction: #12 Sealing Washer
Outlet Suction: #12 Sealing Washer
Superheat: 8.5
Ton: 1.0
Inlet Liq: MT0369
Outlet Liq: MT0370
Inlet Suct: MT0371
Outlet Suct: MT0371

GM Cars 07-05
GM Trucks 08-05




MT5525 QTY: 1 Kit
Expansion Valve - Block
Inlet Liquid: #6 Captive
Outlet Liquid: #8 Captive
Inlet Suction: #10 Captive
Outlet Suction: #12 Captive
Superheat: -1.0
Ton: 2.0
Inlet Liq: MT0235
Outlet Liq: MT0244
Inlet Suct: MT0274
Outlet Suct: MT0264

Dodge Trucks 03-98




MT5528 QTY: 1 Kit
Expansion Valve - Block
Inlet Liquid: #6 Standard
Outlet Liquid: #10 Standard
Inlet Suction: #10 Standard
Outlet Suction: #10 Standard
Superheat: 7.5
Ton: 1.0
Inlet Liq: MT0242
Outlet Liq: MT0257
Inlet Suct: MT0257
Outlet Suct: MT0257

Kia 06-01




MT5531 QTY: 1 Kit
Expansion Valve - Block
Inlet Liquid: 8mm Captive
Outlet Liquid: 13mm Captive
Inlet Suction: 13mm Captive
Outlet Suction: 13mm Captive
Superheat: 10.0
Ton: 1.5
Inlet Liq: MT0005
Outlet Liq: MT0187
Inlet Suct: MT0187
Outlet Suct: MT0187

Isuzu 99-96
Lexus 01-94
Toyota 04-91



MT5534 QTY: 1 Kit
Expansion Valve - Block
Inlet Liquid: #6 Standard
Outlet Liquid: #8 Standard
Inlet Suction: #10 Standard
Outlet Suction: #12 Standard
Superheat: 5.0
Ton: 1.5
Inlet Liq: MT0276
Outlet Liq: MT0279
Inlet Suct: MT0281
Outlet Suct: MT0283

Audi 07-00
Volkswagen 10-90



MT5537 QTY: 1 Kit
Expansion Valve - Block
Inlet Liquid: #6 Sealing Washer
Outlet Liquid: #8 Sealing Washer
Inlet Suction: #12 Sealing Washer
Outlet Suction: #12 Sealing Washer
Superheat: 9.0
Ton: 1.5
Inlet Liq: MT0369
Outlet Liq: MT0370
Inlet Suct: MT0371
Outlet Suct: MT0371

GM Cars 07-05
GM Trucks 08-05



MT5538 QTY: 1 Kit

Expansion Valve - Block

Inlet Liquid: #8 Sealing Washer
 Outlet Liquid: #8 Sealing Washer
 Inlet Suction: #12 Sealing Washer
 Outlet Suction: #12 Sealing Washer
 Superheat: 4.5
 Ton: 1.5
 Inlet Liq: MT0370
 Outlet Liq: MT0370
 Inlet Suct: MT0371
 Outlet Suct: MT0371

GM Trucks 10-04



MT5541 QTY: 1 Kit

Expansion Valve - Block

Inlet Liquid: #8 Sealing Washer
 Outlet Liquid: #8 Sealing Washer
 Inlet Suction: #10 Sealing Washer
 Outlet Suction: #12 Sealing Washer
 Superheat: 1.0
 Ton: 1.5
 Inlet Liq: MT0370
 Outlet Liq: MT0370
 Inlet Suct: MT0395
 Outlet Suct: MT0371

GM Cars 11-04

GM Cars 92

GM Trucks 11-06

Saturn 09-03



MT5539 QTY: 1 Kit

Expansion Valve - Block

Inlet Liquid: #8 Sealing Washer
 Outlet Liquid: #8 Sealing Washer
 Inlet Suction: #12 Sealing Washer
 Outlet Suction: #12 Sealing Washer
 Superheat: 12.5
 Ton: 1.0
 Inlet Liq: MT0370
 Outlet Liq: MT0370
 Inlet Suct: MT0371
 Outlet Suct: MT0371

GM Cars 09-06

GM Trucks 10-06



MT5540 QTY: 1 Kit

Expansion Valve - Block

Inlet Liquid: #6 Standard
 Outlet Liquid: #8 Standard
 Inlet Suction: #10 Standard
 Outlet Suction: #12 Standard
 Superheat: 8.5
 Ton: 1.5
 Inlet Liq: MT0237
 Outlet Liq: MT0250
 Inlet Suct: MT0258
 Outlet Suct: MT0163





















GM Cars 00-97

GM Trucks 00-97

MT9620 Master Tech™ Orifice Tube Kit

18 Compartment Box (20 P/N's - 56 Pieces)

A complete Collection of Orifice Tubes for Audi, Chrysler, Ford, GM,
Mazda, Volkswagen and Volvo Vehicles






<p>MT0092 Chrysler/Ford/Mazda Blue Evaporator Mtg. (.067")</p> <p>GM: 12321173 DELCO: 15-5296 FORD: F5SZ-19D990-AB MOTORCRAFT: YG-250, YG-322, YG-345 CHRYSLER: 36002432 4773013 MAZDA: Z2M1-67-1798</p> 	<p>MT0093 Ford/Mazda Red Evaporator Mtg. (.062")</p> <p>FORD: F1SLZ-19D990-AB MOTORCRAFT: YG-346, YG-321 YG-303 MAZDA: ZZM0-61-1798</p> 	<p>MT0094 Chrysler/Ford Orange Evaporator Mtg. (.057")</p> <p>CHRYSLER: 483K39AA FORD: F6DZ-19D990-AB MOTORCRAFT: YG-343, YG-323 YG-298</p> 	<p>MT0095 Ford Brown Evaporator Mtg. (.047")</p> <p>FORD: F39Z-19D990-AB MOTORCRAFT: YG-309, YG-320</p> 	<p>MT0096 Ford Green Evaporator Mtg. (.052")</p> <p>FORD: F5ZZ-19D990-AB MOTORCRAFT: YG-347, YG-319 MAZDA: GD7A-61-469</p> 	<p>MT1243 Ford Black Evaporator Mtg. (.072")</p> <p>FORD: XC6Z-19D990-AA MOTORCRAFT: YG-380</p> 	<p>MT0091 Chrysler Purple Condenser Mtg. (.062")</p> <p>CHRYSLER: 55036182</p> 	<p>MT1244 Jeep Orange Condenser Mtg. (.057")</p> <p>CHRYSLER: 5101886AA</p> 	<p>MT1245 Audi/Volvo VW Yellow Evaporator Mtg. w/Purple O-Ring (.057")</p> <p>AUDI/VW: 480-820-177 VOLVO: 1524829-9 3545086-0</p> 	<p>MT1246 Audi Orange Evaporator Mtg. (.057")</p> <p>AUDI/VW: 880-820-177</p> 
<p>MT0097 GM White Evaporator Mtg. (.072")</p> <p>GM: 3033879 DELCO: 15-5151 AUDI/VW: 443-271-191A</p> 	<p>MT0098 GM Black/White Condenser Mtg. (.072")</p> <p>GM: 3096068 DELCO: 15-5378</p> 	<p>MT0324 GM Yellow Condenser Mtg. (.062")</p> <p>GM: 15097129 55473094 DELCO: 15-5612</p> 	<p>MT0347 GM Yellow Liquid Line Mtg. (No Tees) (.062")</p> <p>GM: 25671803 DELCO: 15-5653</p> 	<p>MT0099 GM Yellow Evaporator Mtg. (.062")</p> <p>GM: 52473660 53469909 DELCO: 15-30791 15-30973</p> 	<p>MT0924 GM PPOT Liquid Line Mtg. (.062") Replaced by Screen Tube Light Gray</p> <p>GM: 10411717 DELCO: 15-31053</p> 	<p>MT1079 GM PPOT Liquid Line Mtg. (.072") Replaced by Screen Tube Dark Gray</p> <p>GM: 15784601 DELCO: 15-34410</p> 	<p>MT1080 GM PPOT Liquid Line Mtg. (.057") Replaced by Screen Tube Black</p> <p>GM: 10413267</p> 	<p>MT0309 Audi/VW Grey Evaporator Mtg. (.067") AUDI/VW: 443-271-191A GM: 52486385</p> 	<p>MT0923 GEO Orange Condenser Mtg. (.057") DELCO: 15-3134 GM: 52486385</p> 

OEM Style
GM PPOT
Orifice Tube



Aftermarket Style
GM PPOT Orifice Tube
Includes coverage for 2010-2006
GM Light Trucks



 <p>MT0091 QTY: 5 Orifice Tube Condenser Mount Purple Orifice: 0.062" O-Ring: MT0238</p> <table border="1"> <tr> <td>Chrysler Cars</td> <td>92-90</td> </tr> <tr> <td>Dodge Trucks</td> <td>99-94</td> </tr> <tr> <td>Eagle</td> <td>92-88</td> </tr> </table>	Chrysler Cars	92-90	Dodge Trucks	99-94	Eagle	92-88	 <p>MT0092 QTY: 5 Orifice Tube Evaporator Mount Blue Orifice: 0.067" O-Ring: MT0238</p> <table border="1"> <tr> <td>Ford Cars</td> <td>09-06</td> </tr> <tr> <td>Ford Cars</td> <td>02-80</td> </tr> <tr> <td>Ford Trucks</td> <td>09-90</td> </tr> <tr> <td>Ford Trucks</td> <td>86-80</td> </tr> <tr> <td>Mazda</td> <td>97-93</td> </tr> <tr> <td>Nissan</td> <td>02-93</td> </tr> </table>	Ford Cars	09-06	Ford Cars	02-80	Ford Trucks	09-90	Ford Trucks	86-80	Mazda	97-93	Nissan	02-93	 <p>MT0093 QTY: 5 Orifice Tube Evaporator Mount Red Orifice: 0.062" O-Ring: MT0238</p> <table border="1"> <tr> <td>Dodge Trucks</td> <td>09-00</td> </tr> <tr> <td>Ford Cars</td> <td>09-97</td> </tr> <tr> <td>Ford Cars</td> <td>93</td> </tr> <tr> <td>Ford Trucks</td> <td>09-86</td> </tr> <tr> <td>Mazda</td> <td>08-98</td> </tr> <tr> <td>Mazda</td> <td>94</td> </tr> <tr> <td>Mazda</td> <td>92-91</td> </tr> </table>	Dodge Trucks	09-00	Ford Cars	09-97	Ford Cars	93	Ford Trucks	09-86	Mazda	08-98	Mazda	94	Mazda	92-91	 <p>MT0094 QTY: 5 Orifice Tube Evaporator Mount Orange Orifice: 0.057" O-Ring: MT0238</p> <table border="1"> <tr> <td>Dodge Trucks</td> <td>09-00</td> </tr> <tr> <td>Ford Cars</td> <td>11-84</td> </tr> <tr> <td>Ford Trucks</td> <td>07-02</td> </tr> <tr> <td>Ford Trucks</td> <td>97-88</td> </tr> <tr> <td>Hyundai</td> <td>00-89</td> </tr> <tr> <td>Jeep</td> <td>07-00</td> </tr> <tr> <td>Mazda</td> <td>07-01</td> </tr> <tr> <td>Nissan</td> <td>02-93</td> </tr> </table>	Dodge Trucks	09-00	Ford Cars	11-84	Ford Trucks	07-02	Ford Trucks	97-88	Hyundai	00-89	Jeep	07-00	Mazda	07-01	Nissan	02-93	 <p>MT0095 QTY: 5 Orifice Tube Evaporator Mount Brown Orifice: 0.047" O-Ring: MT0238</p> <table border="1"> <tr> <td>Ford Trucks</td> <td>97-86</td> </tr> </table>	Ford Trucks	97-86
Chrysler Cars	92-90																																																					
Dodge Trucks	99-94																																																					
Eagle	92-88																																																					
Ford Cars	09-06																																																					
Ford Cars	02-80																																																					
Ford Trucks	09-90																																																					
Ford Trucks	86-80																																																					
Mazda	97-93																																																					
Nissan	02-93																																																					
Dodge Trucks	09-00																																																					
Ford Cars	09-97																																																					
Ford Cars	93																																																					
Ford Trucks	09-86																																																					
Mazda	08-98																																																					
Mazda	94																																																					
Mazda	92-91																																																					
Dodge Trucks	09-00																																																					
Ford Cars	11-84																																																					
Ford Trucks	07-02																																																					
Ford Trucks	97-88																																																					
Hyundai	00-89																																																					
Jeep	07-00																																																					
Mazda	07-01																																																					
Nissan	02-93																																																					
Ford Trucks	97-86																																																					

 <p>MT0096 QTY: 5 Orifice Tube Evaporator Mount Green Orifice: 0.052" O-Ring: MT0238</p> <table border="0"> <tr><td>Chrysler Cars</td><td>11-07</td></tr> <tr><td>Chrysler Cars</td><td>05-02</td></tr> <tr><td>Ford Cars</td><td>03-01</td></tr> <tr><td>Ford Cars</td><td>97-94</td></tr> <tr><td>Ford Trucks</td><td>01</td></tr> <tr><td>Jeep</td><td>09-07</td></tr> <tr><td>Mazda</td><td>02-98</td></tr> </table>	Chrysler Cars	11-07	Chrysler Cars	05-02	Ford Cars	03-01	Ford Cars	97-94	Ford Trucks	01	Jeep	09-07	Mazda	02-98	 <p>MT0099 QTY: 5 Orifice Tube Evaporator Mount Yellow Orifice: 0.062" O-Ring: MT0004</p> <table border="0"> <tr><td>Audi</td><td>09-93</td></tr> <tr><td>GM Cars</td><td>05-97</td></tr> <tr><td>GM Trucks</td><td>05-02</td></tr> <tr><td>GM Trucks</td><td>00-98</td></tr> <tr><td>Volkswagen</td><td>05-98</td></tr> </table>	Audi	09-93	GM Cars	05-97	GM Trucks	05-02	GM Trucks	00-98	Volkswagen	05-98	 <p>MT0628 QTY: 1 Orifice Tube Condenser Mount Maroon/Black Orifice: Variable O-Ring: MT0237</p> <table border="0"> <tr><td>GM Cars</td><td>05-87</td></tr> <tr><td>GM Trucks</td><td>06-90</td></tr> <tr><td>Jeep</td><td>01-93</td></tr> </table>	GM Cars	05-87	GM Trucks	06-90	Jeep	01-93	 <p>MT0631 QTY: 1 Orifice Tube Evaporator Mount Maroon/Black Orifice: Variable O-Ring: MT0237</p> <table border="0"> <tr><td>Audi</td><td>10-84</td></tr> <tr><td>Chrysler Cars</td><td>92-90</td></tr> <tr><td>Dodge Trucks</td><td>04-94</td></tr> <tr><td>Eagle</td><td>92-88</td></tr> <tr><td>Ford Cars</td><td>11-80</td></tr> <tr><td>Ford Trucks</td><td>12-80</td></tr> <tr><td>Geo</td><td>02-98</td></tr> <tr><td>GM Cars</td><td>07-73</td></tr> <tr><td>GM Trucks</td><td>10-76</td></tr> <tr><td>Hyundai</td><td>00-89</td></tr> <tr><td>Isuzu</td><td>09-03</td></tr> <tr><td>Isuzu</td><td>00-96</td></tr> <tr><td>Jeep</td><td>07-97</td></tr> <tr><td>Mazda</td><td>08-91</td></tr> <tr><td>Nissan</td><td>02-93</td></tr> <tr><td>Volkswagen</td><td>05-98</td></tr> <tr><td>Volkswagen</td><td>93-87</td></tr> <tr><td>Volvo</td><td>00-83</td></tr> </table>	Audi	10-84	Chrysler Cars	92-90	Dodge Trucks	04-94	Eagle	92-88	Ford Cars	11-80	Ford Trucks	12-80	Geo	02-98	GM Cars	07-73	GM Trucks	10-76	Hyundai	00-89	Isuzu	09-03	Isuzu	00-96	Jeep	07-97	Mazda	08-91	Nissan	02-93	Volkswagen	05-98	Volkswagen	93-87	Volvo	00-83	 <p>MT0924 QTY: 5 Orifice Tube GM PPOT Liquid Line Mount Gray Orifice: 0.062" O-Ring: MT0253</p> <table border="0"> <tr><td>GM Cars</td><td>05-99</td></tr> </table>  <p>MT1079 QTY: 5 Orifice Tube GM PPOT Liquid Line Mount Dark Gray Orifice: 0.072" O-Ring: MT0253</p> <table border="0"> <tr><td>GM Cars</td><td>11-06</td></tr> <tr><td>GM Trucks</td><td>11-06</td></tr> </table>	GM Cars	05-99	GM Cars	11-06	GM Trucks	11-06
Chrysler Cars	11-07																																																																											
Chrysler Cars	05-02																																																																											
Ford Cars	03-01																																																																											
Ford Cars	97-94																																																																											
Ford Trucks	01																																																																											
Jeep	09-07																																																																											
Mazda	02-98																																																																											
Audi	09-93																																																																											
GM Cars	05-97																																																																											
GM Trucks	05-02																																																																											
GM Trucks	00-98																																																																											
Volkswagen	05-98																																																																											
GM Cars	05-87																																																																											
GM Trucks	06-90																																																																											
Jeep	01-93																																																																											
Audi	10-84																																																																											
Chrysler Cars	92-90																																																																											
Dodge Trucks	04-94																																																																											
Eagle	92-88																																																																											
Ford Cars	11-80																																																																											
Ford Trucks	12-80																																																																											
Geo	02-98																																																																											
GM Cars	07-73																																																																											
GM Trucks	10-76																																																																											
Hyundai	00-89																																																																											
Isuzu	09-03																																																																											
Isuzu	00-96																																																																											
Jeep	07-97																																																																											
Mazda	08-91																																																																											
Nissan	02-93																																																																											
Volkswagen	05-98																																																																											
Volkswagen	93-87																																																																											
Volvo	00-83																																																																											
GM Cars	05-99																																																																											
GM Cars	11-06																																																																											
GM Trucks	11-06																																																																											
 <p>MT0097 QTY: 5 Orifice Tube Evaporator Mount White Orifice: 0.072" O-Ring: MT0004</p> <table border="0"> <tr><td>Alfa Romeo</td><td>94-85</td></tr> <tr><td>Audi</td><td>93-84</td></tr> <tr><td>GM Cars</td><td>07-73</td></tr> <tr><td>GM Trucks</td><td>10-76</td></tr> <tr><td>Isuzu</td><td>09-03</td></tr> <tr><td>Isuzu</td><td>00-96</td></tr> </table>	Alfa Romeo	94-85	Audi	93-84	GM Cars	07-73	GM Trucks	10-76	Isuzu	09-03	Isuzu	00-96	 <p>MT0309 QTY: 5 Orifice Tube Evaporator Mount Gray Orifice: 0.067" O-Ring: MT0005</p> <table border="0"> <tr><td>Audi</td><td>98-93</td></tr> <tr><td>Volkswagen</td><td>93-87</td></tr> </table>	Audi	98-93	Volkswagen	93-87	 <p>MT0629 QTY: 1 Orifice Tube Evaporator Mount Maroon/Black Orifice: Variable O-Ring: MT0237</p> <table border="0"> <tr><td>Audi</td><td>10-84</td></tr> <tr><td>Chrysler Cars</td><td>92-90</td></tr> <tr><td>Dodge Trucks</td><td>04-94</td></tr> <tr><td>Eagle</td><td>92-88</td></tr> <tr><td>Ford Cars</td><td>11-80</td></tr> <tr><td>Ford Trucks</td><td>12-80</td></tr> <tr><td>Geo</td><td>02-98</td></tr> <tr><td>GM Cars</td><td>07-73</td></tr> <tr><td>GM Trucks</td><td>10-76</td></tr> <tr><td>Hyundai</td><td>00-89</td></tr> <tr><td>Isuzu</td><td>09-03</td></tr> <tr><td>Isuzu</td><td>00-96</td></tr> <tr><td>Jeep</td><td>07-97</td></tr> <tr><td>Mazda</td><td>08-91</td></tr> <tr><td>Nissan</td><td>02-93</td></tr> <tr><td>Volkswagen</td><td>05-98</td></tr> <tr><td>Volkswagen</td><td>93-87</td></tr> <tr><td>Volvo</td><td>00-83</td></tr> </table>	Audi	10-84	Chrysler Cars	92-90	Dodge Trucks	04-94	Eagle	92-88	Ford Cars	11-80	Ford Trucks	12-80	Geo	02-98	GM Cars	07-73	GM Trucks	10-76	Hyundai	00-89	Isuzu	09-03	Isuzu	00-96	Jeep	07-97	Mazda	08-91	Nissan	02-93	Volkswagen	05-98	Volkswagen	93-87	Volvo	00-83	<p style="text-align: center; background-color: red; color: white; padding: 5px;">New for 2013</p>  <p>MT0823 QTY: 1 Orifice Tube Evaporator Mount White Orifice: 0.072" O-Ring: MT0004</p> <table border="0"> <tr><td>GM Trucks</td><td>75-73</td></tr> </table>	GM Trucks	75-73	 <p>MT1080 QTY: 5 Orifice Tube GM PPOT Liquid Line Mount Black Orifice: 0.057" O-Ring: MT0253</p> <table border="0"> <tr><td>GM Cars</td><td>05-99</td></tr> </table>	GM Cars	05-99																
Alfa Romeo	94-85																																																																											
Audi	93-84																																																																											
GM Cars	07-73																																																																											
GM Trucks	10-76																																																																											
Isuzu	09-03																																																																											
Isuzu	00-96																																																																											
Audi	98-93																																																																											
Volkswagen	93-87																																																																											
Audi	10-84																																																																											
Chrysler Cars	92-90																																																																											
Dodge Trucks	04-94																																																																											
Eagle	92-88																																																																											
Ford Cars	11-80																																																																											
Ford Trucks	12-80																																																																											
Geo	02-98																																																																											
GM Cars	07-73																																																																											
GM Trucks	10-76																																																																											
Hyundai	00-89																																																																											
Isuzu	09-03																																																																											
Isuzu	00-96																																																																											
Jeep	07-97																																																																											
Mazda	08-91																																																																											
Nissan	02-93																																																																											
Volkswagen	05-98																																																																											
Volkswagen	93-87																																																																											
Volvo	00-83																																																																											
GM Trucks	75-73																																																																											
GM Cars	05-99																																																																											
 <p>MT0098 QTY: 5 Orifice Tube Condenser Mount Black Orifice: 0.072" O-Ring: MT0004</p> <table border="0"> <tr><td>GM Cars</td><td>06-87</td></tr> <tr><td>GM Trucks</td><td>06-90</td></tr> </table>	GM Cars	06-87	GM Trucks	06-90	 <p>MT0324 QTY: 5 Orifice Tube Condenser Mount Yellow Orifice: 0.062" O-Ring: MT0004</p> <table border="0"> <tr><td>GM Cars</td><td>04-98</td></tr> <tr><td>GM Trucks</td><td>00-96</td></tr> </table>	GM Cars	04-98	GM Trucks	00-96	 <p>MT0630 QTY: 1 Orifice Tube Severe Duty Condenser Mount White/Black Orifice: Variable O-Ring: MT0237</p> <table border="0"> <tr><td>GM Cars</td><td>05-87</td></tr> <tr><td>GM Trucks</td><td>06-90</td></tr> <tr><td>Jeep</td><td>01-93</td></tr> </table>	GM Cars	05-87	GM Trucks	06-90	Jeep	01-93	 <p>MT0923 QTY: 5 Orifice Tube Condenser Mount Orange Orifice: 0.057" O-Ring: MT0004</p> <table border="0"> <tr><td>Geo</td><td>02-98</td></tr> <tr><td>GM Cars</td><td>02-98</td></tr> </table>	Geo	02-98	GM Cars	02-98	 <p>MT1243 QTY: 5 Orifice Tube Evaporator Mount Black Orifice: 0.072" O-Ring: MT0160</p> <table border="0"> <tr><td>Ford Cars</td><td>09-06</td></tr> <tr><td>Ford Trucks</td><td>12-02</td></tr> </table>	Ford Cars	09-06	Ford Trucks	12-02																																																		
GM Cars	06-87																																																																											
GM Trucks	06-90																																																																											
GM Cars	04-98																																																																											
GM Trucks	00-96																																																																											
GM Cars	05-87																																																																											
GM Trucks	06-90																																																																											
Jeep	01-93																																																																											
Geo	02-98																																																																											
GM Cars	02-98																																																																											
Ford Cars	09-06																																																																											
Ford Trucks	12-02																																																																											

 <p>MT1244 QTY: 5 Orifice Tube Condenser Mount Orange Orifice: 0.057" O-Ring: MT0237 Jeep 01-93</p>	 <p>MT0828 QTY: 1 Kit GM Orifice Tube Repair Kit w/o Orifice Tube</p>	 <p>MT1049 QTY: 1 Kit Chrysler Orifice Tube Repair Kit w/Green Orifice Tube(.052") Kit Contains (2) Size Compression Ferrules .4675 I.D. and .50 I.D.</p>	<p>Desiccant Kits</p>  <p>MT2194 QTY: 1 Kit Desiccant, for Denso Intregal Condensers Bag Dimension: 1-1/2" x 8-1/2"</p> <table border="1"> <tr><td>Acura</td><td>11-01</td></tr> <tr><td>Ford Trucks</td><td>12-07</td></tr> <tr><td>Honda</td><td>11-99</td></tr> <tr><td>Lexus</td><td>11-03</td></tr> <tr><td>Mitsubishi</td><td>05-00</td></tr> <tr><td>Toyota</td><td>11-98</td></tr> </table>	Acura	11-01	Ford Trucks	12-07	Honda	11-99	Lexus	11-03	Mitsubishi	05-00	Toyota	11-98	 <p>MT2394 QTY: 1 Kit Hardware Kit, for Denso Intregal Condensers O-Ring: MT0461</p> <table border="1"> <tr><td>Acura</td><td>11-01</td></tr> <tr><td>Honda</td><td>11-99</td></tr> <tr><td>Lexus</td><td>11-03</td></tr> <tr><td>Mitsubishi</td><td>05-00</td></tr> <tr><td>Toyota</td><td>11-98</td></tr> </table>	Acura	11-01	Honda	11-99	Lexus	11-03	Mitsubishi	05-00	Toyota	11-98
Acura	11-01																									
Ford Trucks	12-07																									
Honda	11-99																									
Lexus	11-03																									
Mitsubishi	05-00																									
Toyota	11-98																									
Acura	11-01																									
Honda	11-99																									
Lexus	11-03																									
Mitsubishi	05-00																									
Toyota	11-98																									
 <p>MT1245 QTY: 5 Orifice Tube Evaporator Mount Yellow Orifice: 0.062" O-Ring: MT0005 Volvo 00-83</p>	 <p>MT0829 QTY: 1 Kit Ford and Chrysler Orifice Tube Repair Kit w/o Orifice Tube. Kit Contains (2) Size Compression Ferrules .4675 I.D. and .50 I.D.</p>	<p>Tools</p>  <p>MT0596 QTY: 1 GM, Ford Orifice Tube Remover and Installer</p>	 <p>MT2294 QTY: 1 Kit Desiccant, for Denso Intregal Condensers Bag Dimension: 1-1/2" x 10-1/2"</p> <table border="1"> <tr><td>Lexus</td><td>11-03</td></tr> <tr><td>Mazda</td><td>04-00</td></tr> <tr><td>Nissan</td><td>04-03</td></tr> <tr><td>Toyota</td><td>11-06</td></tr> </table>	Lexus	11-03	Mazda	04-00	Nissan	04-03	Toyota	11-06	 <p>MT2470 QTY: 1 Kit Desiccant, for Denso Intregal Condensers Kit Includes: (1) Bag 1-1/2" x 8-1/2" (1) Metal Cap (1) Plastic Filter (1) Plastic Cap w/ Filter (1) Humidity Card (1) Instruction Sheet</p> <table border="1"> <tr><td>Acura</td><td>11-01</td></tr> <tr><td>Ford Trucks</td><td>12-07</td></tr> <tr><td>Honda</td><td>11-99</td></tr> <tr><td>Lexus</td><td>11-03</td></tr> <tr><td>Mitsubishi</td><td>05-00</td></tr> <tr><td>Toyota</td><td>11-98</td></tr> </table>	Acura	11-01	Ford Trucks	12-07	Honda	11-99	Lexus	11-03	Mitsubishi	05-00	Toyota	11-98		
Lexus	11-03																									
Mazda	04-00																									
Nissan	04-03																									
Toyota	11-06																									
Acura	11-01																									
Ford Trucks	12-07																									
Honda	11-99																									
Lexus	11-03																									
Mitsubishi	05-00																									
Toyota	11-98																									
 <p>MT1246 QTY: 5 Orifice Tube Evaporator Mount Orange Orifice: 0.057" O-Ring: MT0005 Audi 10-01</p>	 <p>MT1039 QTY: 1 Kit Ford Evaporator Inlet Tube Repair Kit - Spring Lock</p>	 <p>MT0597 QTY: 1 Orifice Tube Extractor (Removes Broken Tubes)</p>	<p>New for 2013</p>  <p>MT2393 QTY: 1 Kit Hardware Kit, for Denso Intregal Condensers with Plastic Cap</p>	 <p>MT2471 QTY: 1 Kit Desiccant, for Denso Intregal Condensers Kit Includes: (1) Bag 1-1/2" x 10-1/2" (1) Plastic Cap w/ Filter (1) Humidity Card (1) Instruction Sheet</p> <table border="1"> <tr><td>Lexus</td><td>11-03</td></tr> <tr><td>Toyota</td><td>11-06</td></tr> </table>	Lexus	11-03	Toyota	11-06																		
Lexus	11-03																									
Toyota	11-06																									
<p>Repair Kits</p>  <p>MT0669 QTY: 1 Kit GM Orifice Tube Repair Kit w/ White Orifice Tube (.072")</p>  <p>MT0670 QTY: 1 Kit Ford Orifice Tube Repair Kit w/ Blue Orifice Tube (.067")</p>	 <p>MT1042 QTY: 1 Kit Ford and Chrysler Orifice Tube Repair Kit w/ Orange Orifice Kit Contains (2) Size Compression Ferrules .4675 I.D. and .50 I.D.</p>  <p>MT1043 QTY: 1 Kit Dodge Truck Orifice Tube Repair Kit w/ Red Orifice Tube (.06 Original Purple Tube replaced by Red Tube in Repair Kit for Dodge Trucks Kit Contains (2) Size Compression Ferrules .4675 I.D. and .50 I.D.</p>	 <p>MT1163 QTY: 1 Kit GM /Ford Orifice Tube Remover / Installer Kit Includes: (1) Drive Arbor (1) Long Reach Extender (1) Evaporator Puller Tip (1) Condenser Puller Tip (1) Extractor Tip Includes Carrying Case</p>	<table border="1"> <tr><td>Acura</td><td>11-01</td></tr> <tr><td>Ford Trucks</td><td>12-07</td></tr> <tr><td>Honda</td><td>11-99</td></tr> <tr><td>Lexus</td><td>11-03</td></tr> <tr><td>Mitsubishi</td><td>05-00</td></tr> <tr><td>Toyota</td><td>11-98</td></tr> </table>	Acura	11-01	Ford Trucks	12-07	Honda	11-99	Lexus	11-03	Mitsubishi	05-00	Toyota	11-98											
Acura	11-01																									
Ford Trucks	12-07																									
Honda	11-99																									
Lexus	11-03																									
Mitsubishi	05-00																									
Toyota	11-98																									



MT2472 QTY: 1 Kit

Desiccant, for Denso
Intregal Condensers

- Kit Includes:
 (1) Bag 1" x 9"
 (1) Cap - Plastic w/ Filter
 (1) Humidity Card
 (1) Instruction Sheet

Hyundai 11-06
Kia 11-03



MT2476 QTY: 1 Kit

Desiccant, for Denso
Intregal Condensers

- Kit Includes:
 (1) Bag 1" x 6"
 (1) Cap - Metal
 (1) Plastic Filter
 (1) Plastic Cap w/ Filter
 (1) Humidity Card
 (1) Instruction Sheet

Suzuki 05-02



MT2473 QTY: 1 Kit

Desiccant, for Denso
Intregal Condensers

- Kit Includes:
 (1) Plastic Desiccant Filter
 1-1/4" x 15"
 (1) Cap - Lock Ring Type
 (1) Humidity Card
 (1) Instruction Sheet

Audi 11-07
Volkswagen 11-04



MT2477 QTY: 1 Kit

Desiccant, for Denso
Intregal Condensers

- Kit Includes:
 (1) Bag 1" x 8-1/2"
 (1) Plastic Filter
 (1) Snap Ring
 (1) Humidity Card
 (1) Instruction Sheet

Suzuki 11-01



MT2474 QTY: 1 Kit

Desiccant, for Denso
Intregal Condensers

- Kit Includes:
 (1) Bag 1" x 10"
 (1) Cap - Metal w/ Filter
 (1) Humidity Card
 (1) Instruction Sheet

Hyundai 06-00
Kia 06-04



MT2475 QTY: 1 Kit

Desiccant, for Denso
Intregal Condensers

- Kit Includes:
 (1) Bag 1" x 9"
 (1) Cap - Metal
 (1) Plastic Filter
 (1) Humidity Card
 (1) Instruction Sheet

Suzuki 05-99

MT1575 OEM In-Line Filter Kit




MT1576
28mm Length
without O-Ring



MT1577
25.7mm Length
without O-Ring



MT1578
25.7mm Length
without O-Ring




MT1579
60mm Length
without O-Ring




MT1580
28mm Length
without O-Ring



MT1581
60mm Length
with O-Ring




MT1584
80mm Length
with Hook
without O-Ring




MT1583
80mm Length
with O-Ring



MT1582
80mm Length
with O-Ring



MT1585
60mm Length
without O-Ring




**Contains 10
part numbers
20 pieces**

MT P/N	OEM	Delco	Application	MT	OEM	Delco	Application
MT1576 <i>All Located Condenser Liquid Outlet</i>	25914263	15-33883	2010-2009 Buick - Enclave 2010-2009 Chevrolet - Traverse 2010-2009 GMC - Acadia 2009 Saturn - Outlook	MT1583 <i>All Located Condenser Liquid Outlet</i>	21999762	15-33197	2010-2005 Buick - Lucerne 2010-2006 Cadillac - DTS
MT1579 <i>All Located Condenser Liquid Outlet Rear Unit</i>	89022560	15-75209	2010-2007 Chevrolet/GMC SUV & Truck 2010-2007 Cadillac - Escalade 2009-2007 Isuzu	MT1584 <i>All Located Condenser Liquid Outlet</i>	52494593	15-75210	2010-2005 Chevrolet - Cobalt 2010-2005 Chevrolet - Corvette 2010-2004 Chevrolet - Malibu 2010-2009 Cadillac - Escalade 6.0 eng. 2009-2004 Cadillac - XLR 2010-2006 GM Truck - HHR 2010-2008 GM Truck - Tahoe 6.0 eng. 2009-2008 GMC Truck - Sierra 6.0 eng. 2009-2007 GMC Truck - Yukon 6.0 eng. 2009-2007 Pontiac - G5 2009-2006 Pontiac - G6 2006-2005 Pontiac - Pursuit 2009-2007 Saturn - Aura 2007-2003 Saturn - ION 2009-2005 Toyota - Tacoma
MT1580 <i>All Located Liquid Inlet Rear Unit Block Exp Valve</i>	15951308	15-10712	2008 Buick - Enclave 2008-2007 GMC - Acadia 2008-2007 Saturn - Outlook		88377-04010		<i>Located in Liquid Line at Expansion Valve</i>
MT1581 <i>All Located Condenser Liquid Outlet</i>	25687579	15-8947	2003-2001 Olds - Aurora	MT1585 <i>Insert into Liquid Line at Rear Unit Expansion Valve</i>	N/A	NA	2009-2002 Chevrolet - Trail Blazer 2009-2002 GMC Truck - Envoy 2006-2005 Isuzu - Ascender
MT1582 <i>All Located Condenser Liquid Outlet</i>	10356437	15-75159	2009-2006 Buick - Allure (Canada) 2010-2006 Buick - Lacrosse 2010-2006 Chevrolet - Impala 2008-2005 Pontiac - Grand Prix				
MT P/N	OEM	Motorcraft	Application				
MT1577 <i>All Located Liquid Line of Rear Expansion Valve</i>	F58Z-19E771-A	N/A	2005-2000 Ford - Excursion 2007-2004 Ford - Freestar Mercury - Monterey 2003-1995 Ford - Windstar				
MT1578 <i>All Located Liquid Line of Rear Expansion Valve</i>	1L2Z-19E771-AA	YF-2706	2005-2002 Ford - Explorer Mercury - Mountaineer 2005-2003 Lincoln - Aviator 2009-2007 Mazda - Tribute				

MT3200 - Universal In-Line Filter Assembly

What is different about this new service filter?



Issue #1

Provide a simplified robust leak free installation. The original filter design incorporated an O-Ring to seal around the a/c tube OD. Successful installation required a smooth round surface. Technicians pointed out the obvious field reality:

- 1) *All tubes are not perfectly round.*
- 2) *Tube finish does have surface imperfections.*
- 3) *Installing the filter collar twice to assure proper seating is non-productive and technician sensitive.*

The redesigned filter replaces the single O-Ring with a robust tapered sealing sleeve. The sleeve provides 10 times the sealing area and greatly increases the seal's ability to overcome field tube irregularities. The additions of slots on the brass collar permits the collar to seat correctly on the first installation as well as increase compression on the sleeve.

Issue #2

Increased debris containment. The redesign incorporates a new screen within a new body. This not only shortens the overall filter length but also increases three-fold capacity while reducing pressure and flow restrictions.

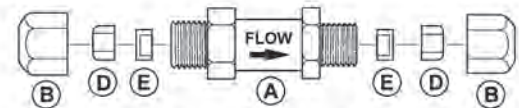
Issue #3

Several models and inability to cover new systems. The old filter had four P/N's. Two tube sizes with a variation of each to incorporate a .072" orifice. The new unit is universal and fits the same tube sizes plus the 5/16", common to TXV systems. In addition, the universal unit permits the technician to rework an existing orifice (regardless of size -.072", .062", .052", etc) and incorporate it into the filter. This greatly simplifies inventory and increases technician flexibility.

Overall, the new filter should provide the insurance the technician has been requesting to reduce comebacks on compressor replacements, especially with rear a/c systems.

Fits 3/8", 5/16", 1/2" Dia Tubes
Can be used with or without orifice tubes.

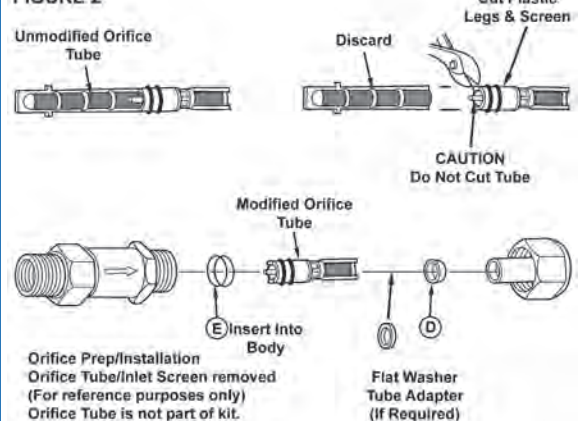
FIGURE 1



Filter Component Identification

	Code	Description	QTY
	A	Main Filter Body	1
	B	Clamping Nuts	2
For 1/2" ID Line	D	1/2" Anti-Vibration Tension Ring	2
	E	1/2" Expanded Seal Sleeve	2
	F	Orifice Retaining Washer	Works with 1/2"
For 3/8" ID Line	D	3/8" Anti-Vibration Tension Ring	2
	E	3/8" Expanded Seal Sleeve	2
For 5/16" ID Line	D	5/16" Anti-Vibration Tension Ring	2
	E	5/16" Expanded Seal Sleeve	2

FIGURE 2




Orifice Tube Kits

Metal Tube Splice Kit

Double Seal Design with Brass Ferrule and HNBR Rubber Ferrule Sleeve and the Aluminum Housing and Nuts provide leak proof seal and corrosion resistant.

- MT3201** #5 (5/16") x #5 (5/16")
- MT3202** #6 (3/8") x #6 (3/8")
- MT3203** #5 8 (1/2") x #8 (1/2")
- MT3204** #5 (5/16") x #5 (5/16")
- MT3205** #10 (5/8") x #10 (5/8")



Compressor Guard™ Suction Screen Kit - Protection for Your A/C Repair Profit Used or Recommended by 16 Auto Manufacturers



MT2165
Compressor Guard™ Suction Screen Kit
w/ 3 Screen Sizes (12 Total Screens)
.510" O.D., .552" O.D. & .595" O.D.




MT2265
Compressor Guard™ Suction Screen Upgrade Kit
w/ 5 Screen Sizes (15 Total Screens)
.471" O.D., .521" O.D.,
.531" O.D., .538" O.D.
& .618" O.D.
Must be used with MT2165



MT2465
Compressor Guard™ "Ultimate" Suction Screen Kit
w/ 8 Screen Sizes
.471" O.D., .510" O.D., .521" O.D., .531" O.D., .538" O.D., .552" O.D., .595" O.D. & .618" O.D.
(24 Total Screens)

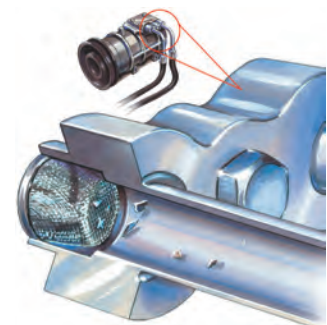


MT2466
Compressor Guard™ Screen Service Kit
w/ 20 Screen Sizes (60 Total Screens)
Chart shows screen sizes, fit range, and replacement part numbers for individual screen packs.



Part Number (5 pk. refill)	Guard Screen Size	Fits I.D. Range
MT1550	.395" (10.03mm)	.384 to .392
MT1551	.404" (10.26mm)	.393 to .401
MT1552	.436" (11.07mm)	.425 to .433
MT1553	.463" (11.76mm)	.452 to .460
MT1554	.471" (11.96mm)	.460 to .468
* MT1555	.472" (12.00mm)	.469 to .480
MT1556	.492" (12.50mm)	.481 to .489
MT1557	.500" (12.70mm)	.489 to .497
MT1558	.510" (12.95mm)	.499 to .507
MT1559	.521" (13.23mm)	.510 to .518
MT1560	.531" (13.49mm)	.520 to .528
MT1561	.538" (13.67mm)	.527 to .535
MT1562	.552" (14.02mm)	.541 to .549
MT1563	.561" (14.25mm)	.550 to .558
MT1564	.579" (14.70mm)	.568 to .576
MT1565	.588" (14.93mm)	.577 to .585
MT1566	.595" (15.11mm)	.584 to .592
MT1567	.600" (15.24mm)	.589 to .597
MT1568	.618" (15.70mm)	.607 to .615
MT1569	.649" (16.48mm)	.638 to .646
MT1570	.821" (20.85mm)	.811 to .819
* MT1571	.872" (22.15mm)	.820 to .869

* These guards are not included in MT2466 Kit. They may be purchased separately.



Reasons To Use A/C Repair Profit Protection Compressor Guard™ Suction Screen Kits

- Catches Debris That Flushing Misses
- Inexpensive Insurance Against Compressor Comebacks
- No Hose Cutting
- Allows Free Lubricant Flow
- Easy Installation

Rapid-Seal™ A/C Service Kits

U.S. Patent 7,325,809

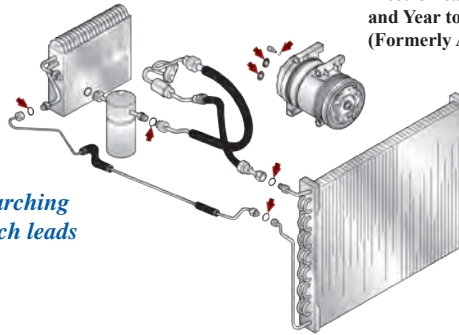
Santech Industries has been leading the A/C Aftermarket for over 30 years with unique and innovative products. Santech has invested many years of Research and Development and an undisclosed amount of funding to develop this Product and pursue the Patent. This was an incredible challenge to design kits that are "accurate, specific and cost effective" Santech was the first to undertake the challenge of detail Vehicle research on each A/C System and assemble the information required to develop these kits.

The development of the Rapid Seal Kit™ has changed the way Counter Personnel and Technicians source Sealing Media requirements for their A/C repair jobs today.

These kits service the entire system's connections including rear A/C vehicles and are cataloged by Make, Model, Year and Engine.

They provide a simple solution to a once dreaded task of searching through Box Kits for many small items to do one job. Santech leads the way again with Products that have changed the Market.

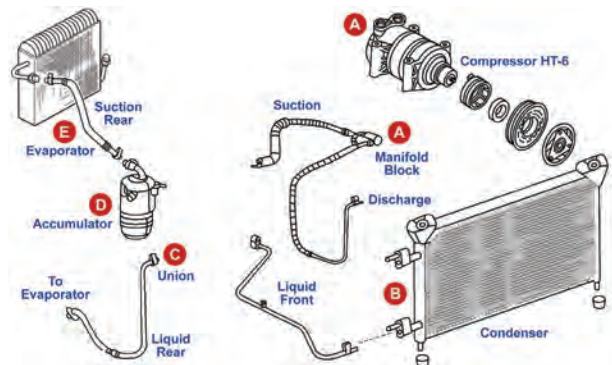
- All the Seals to complete the Job!
- Buy and Bill by the Job!
- Increase Your Sales and Profits!
- 2013 – 1985 Applications!
- Fast and Easy -No more Seek and Find!
- Over 97% of the U.S. Vehicle Market!
- SUV and Van Rear Air Applications!
- Electronically Cataloged by Make, Model and Year to AAIA, EPICOR (Formerly ACTIVANT/CCI/Triad), Wrenchhead



Examples of MT2550

Silverado Pickup - 2013 - 1999

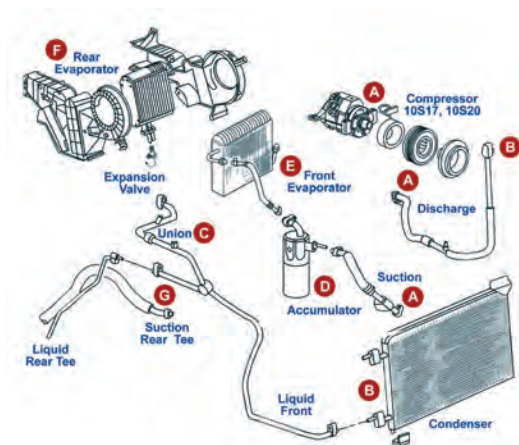
See Application Pages for Detail Information



- Compressor Hi-Pressure Relief Valve O-Ring.....MT0245
- Switch Clutch Cycling O-Ring.....MT0245
- Switch Transducer (08-02).....MT0245
- Orifice Tube O-Ring.....MT0004































A Compressor: HT6 & 10S17F, 10S20F	(99) (HT6)	Discharge	MT0121	Standard 5/8" Thin
		Suction	MT0121	Standard 5/8" Thin
	(13-00) 10S17, 10S20	Discharge	MT0370	#8 Slim-Line
		Suction	MT0371	#12 Slim-Line
B Condenser:	(99)	Discharge	MT0244	#8 Captive O-Ring
		Liquid	MT0244	#8 Captive O-Ring
	(13-00)	Discharge	MT0370	#8 Slim-Line
		Suction	MT0370	#8 Slim-Line
C Liquid Line Union:	(99)		MT0244	#8 Captive O-Ring
	(13-00)		MT0370	#8 Slim-Line
D Accumulator:	(02-99)	Inlet	MT0260	#12 Captive O-Ring
		Outlet	MT0344 (2)	#12 Dual O-Ring
	(13-03)	Inlet	MT0371	#12 Slim-Line
		Outlet	MT0371	#12 Slim-Line
E Evaporator:	(13-99)	Suction	MT0371	#12 Slim-Line
		Liquid	MT0370	#8 Slim-Line








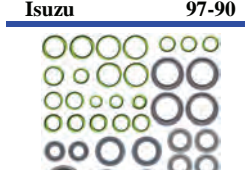





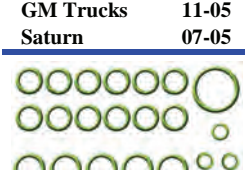




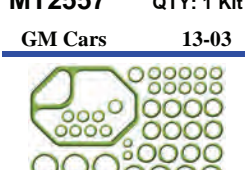





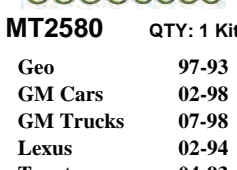




Suburban, Tahoe, Yukon - 2013 - 1999



- Compressor Hi-Pressure Relief Valve O-Ring.....MT0245
- Switch Transducer (08-02).....MT0245
- Switch Clutch Cycling O-Ring.....MT0245
- Orifice Tube O-Ring.....MT0004
























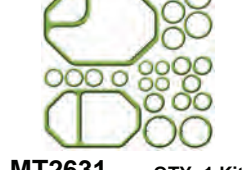






A Compressor: HT6	(99)	Discharge	MT0121	Standard 5/8" Thin	10S17F, 10S20F Compressor	(13-00)	Discharge	MT0370	#8 Slim-Line
		Suction	MT0121	Standard 5/8" Thin			Suction	MT0371	#12 Slim-Line
B Condenser:	(99)	Discharge	MT0244	#8 Captive O-Ring	(13-00)	Discharge	MT0370	#8 Slim-Line	
		Liquid	MT0244	#8 Captive O-Ring			Suction	MT0370	#8 Slim-Line
C Liquid Line Union:	(99)		MT0244	#8 Captive O-Ring	(13-00)		MT0370	#8 Slim-Line	
D Accumulator:	(02-99)	Inlet	MT0260	#12 Captive O-Ring	(13-03)	Inlet	MT0371	#12 Slim-Line	
		Outlet	MT0344 (2)	#12-Dual O-Ring			Outlet	MT0371	#12 Slim-Line
E Evaporator:	(13-99)	Suction	MT0371	#12 Slim-Line					
		Liquid	MT0370	#8 Slim-Line					
F Evaporator Rear:		Expansion Valve to Evaporator	MT0250	#8 Standard O-Ring					
		Liquid Line to Expansion Valve	MT0244	#8 Captive O-Ring					
		Suction Line to Evaporator	MT0260	#12 Captive O-Ring					
G Tee - Front to Rear:	(99)	Suction	MT0260	#12 Captive O-Ring	(13-00)	Suction	MT0371	#12 Slim-Line	
		Liquid	MT0244	#8 Captive O-Ring			Liquid	MT0370	#8 Slim-Line

Seal Kits				
 <p>MT2500 QTY: 1 Kit Chrysler Cars 92-77 Dodge Trucks 91-81</p>	 <p>MT2506 QTY: 1 Kit Chrysler Cars 07-00</p>	 <p>MT2512 QTY: 1 Kit Chrysler Cars 93-89</p>	 <p>MT2518 QTY: 1 Kit Chrysler Cars 06-98</p>	 <p>MT2524 QTY: 1 Kit Ford Cars 07-80</p>
 <p>MT2501 QTY: 1 Kit Chrysler Cars 96-88</p>	 <p>MT2507 QTY: 1 Kit Dodge Trucks 04-94</p>	 <p>MT2513 QTY: 1 Kit Chrysler Cars 05-94</p>	 <p>MT2519 QTY: 1 Kit Chrysler Cars 08-04</p>	 <p>MT2525 QTY: 1 Kit Ford Cars 02-93 Ford Trucks 03-95 Nissan 04-93</p>
 <p>MT2502 QTY: 1 Kit Chrysler Cars 00-95</p>	 <p>MT2508 QTY: 1 Kit Dodge Trucks 03-98</p>	 <p>MT2514 QTY: 1 Kit Chrysler Cars 95-89</p>	 <p>MT2520 QTY: 1 Kit Ford Cars 05-82</p>	 <p>MT2526 QTY: 1 Kit Ford Cars 06-98 Ford Trucks 08-82</p>
 <p>MT2503 QTY: 1 Kit Chrysler Cars 95-89</p>	 <p>MT2509 QTY: 1 Kit Dodge Trucks 94-91</p>	 <p>MT2515 QTY: 1 Kit Dodge Trucks 11-02</p>	 <p>MT2521 QTY: 1 Kit Ford Cars 85-81 Ford Trucks 10-09</p>	 <p>MT2527 QTY: 1 Kit Ford Cars 07-97 Ford Trucks 11-91 Mazda 09-91</p>
 <p>MT2504 QTY: 1 Kit Chrysler Cars 97-92</p>	 <p>MT2510 QTY: 1 Kit Dodge Trucks 03-81</p>	 <p>MT2516 QTY: 1 Kit Chrysler Cars 10-05</p>	 <p>MT2522 QTY: 1 Kit Ford Cars 04-81 Ford Trucks 90-83</p>	 <p>MT2528 QTY: 1 Kit Ford Trucks 97-86</p>
 <p>MT2505 QTY: 1 Kit Chrysler Cars 00-95</p>	 <p>MT2511 QTY: 1 Kit Chrysler Cars 88-84</p>	 <p>MT2517 QTY: 1 Kit Chrysler Cars 10-02</p>	 <p>MT2523 QTY: 1 Kit Ford Cars 07-98</p>	 <p>MT2529 QTY: 1 Kit Ford Cars 07-03 Ford Trucks 07-83</p>

 <p>MT2530 QTY: 1 Kit Saturn 02-91</p>	 <p>MT2543 QTY: 1 Kit GM Cars 05-86</p>	 <p>MT2549 QTY: 1 Kit GM Cars 00-90 Isuzu 97-90</p>	 <p>MT2555 QTY: 1 Kit GM Trucks 02-92</p>	 <p>MT2563 QTY: 1 Kit Acura 13-99 Honda 11-97</p>
 <p>MT2531 QTY: 1 Kit Saturn 10-02</p>	 <p>MT2544 QTY: 1 Kit GM Cars 91-87</p>	 <p>MT2550 QTY: 1 Kit GM Cars 13-95 GM Trucks 11-95</p>	 <p>MT2556 QTY: 1 Kit GM Cars 13-99 GM Trucks 11-05 Saturn 07-05</p>	 <p>MT2570 QTY: 1 Kit Infiniti 93-90 Nissan 93-65</p>
 <p>MT2532 QTY: 1 Kit Saturn 05-00</p>	 <p>MT2545 QTY: 1 Kit GM Cars 96-91 GM Cars 89-85</p>	 <p>MT2551 QTY: 1 Kit GM Cars 91 GM Trucks 91-77</p>	 <p>MT2557 QTY: 1 Kit GM Cars 13-03</p>	 <p>MT2571 QTY: 1 Kit Infiniti 11-94 Nissan 11-94</p>
 <p>MT2540 QTY: 1 Kit GM Cars 05-95</p>	 <p>MT2546 QTY: 1 Kit GM Cars 00-87</p>	 <p>MT2552 QTY: 1 Kit GM Trucks 02-98</p>	 <p>MT2560 QTY: 1 Kit Acura 05-94 Honda 02-86 Isuzu 04-94</p>	 <p>MT2580 QTY: 1 Kit Geo 97-93 GM Cars 02-98 GM Trucks 07-98 Lexus 02-94 Toyota 04-93</p>
 <p>MT2541 QTY: 1 Kit GM Cars 02-77</p>	 <p>MT2547 QTY: 1 Kit GM Cars 91-76 GM Trucks 87-77</p>	 <p>MT2553 QTY: 1 Kit GM Trucks 97-77</p>	 <p>MT2561 QTY: 1 Kit Acura 93-86 Honda 96-73 Isuzu 93-89</p>	 <p>MT2581 QTY: 1 Kit Geo 92-89 GM Cars 92-88 GM Trucks 91-89 Lexus 93-90 Toyota 94-86 Toyota 72-67</p>
 <p>MT2542 QTY: 1 Kit GM Cars 93-75</p>	 <p>MT2548 QTY: 1 Kit GM Cars 05-98</p>	 <p>MT2554 QTY: 1 Kit GM Cars 04-92 GM Trucks 05-92 Isuzu 00-96</p>	 <p>MT2562 QTY: 1 Kit Honda 02-94 Isuzu 04-98</p>	

Rapid Seal™ - A/C System Service Kits

Santech.

 <p>MT2582 QTY: 1 Kit GM Cars 88-85 Toyota 90-67</p>	 <p>MT2593 QTY: 1 Kit Mazda 11-98</p>	 <p>MT2604 QTY: 1 Kit Jeep 11-02</p>	 <p>MT2621 QTY: 1 Kit Volkswagen 10-04</p>	 <p>MT2633 QTY: 1 Kit Mercedes 87-60</p>
 <p>MT2583 QTY: 1 Kit Toyota 09-05</p>	 <p>MT2594 QTY: 1 Kit Mazda 11-00 Mazda 95-88</p>	 <p>MT2605 QTY: 1 Kit Jeep 10-97</p>	 <p>MT2622 QTY: 1 Kit Audi 13-90 Volkswagen 10-92</p>	 <p>MT2640 QTY: 1 Kit BMW 13-96</p>
 <p>MT2584 QTY: 1 Kit Lexus 11-99 Toyota 10-98</p>	 <p>MT2600 QTY: 1 Kit Jeep 01-97</p>	 <p>MT2606 QTY: 1 Kit Jeep 96-87</p>	 <p>MT2623 QTY: 1 Kit Audi 13-06 Volkswagen 11-05</p>	 <p>MT2641 QTY: 1 Kit BMW 07 BMW 02-86</p>
 <p>MT2590 QTY: 1 Kit Mazda 06-89</p>	 <p>MT2601 QTY: 1 Kit Jeep 96-76</p>	 <p>MT2607 QTY: 1 Kit Jeep 10-05</p>	 <p>MT2630 QTY: 1 Kit Mercedes 10-95</p>	 <p>MT2642 QTY: 1 Kit BMW 87-75</p>
 <p>MT2591 QTY: 1 Kit Mazda 10-04 Mazda 92-79</p>	 <p>MT2602 QTY: 1 Kit Jeep 04-99</p>	 <p>MT2610 QTY: 1 Kit Chrysler Cars 05-03 Chrysler Cars 00-76 Mitsubishi 10-83</p>	 <p>MT2631 QTY: 1 Kit Mercedes 97-85</p>	 <p>MT2643 QTY: 1 Kit Mini 10-02</p>
 <p>MT2592 QTY: 1 Kit Mazda 05-72</p>	 <p>MT2603 QTY: 1 Kit Jeep 98-92</p>	 <p>MT2620 QTY: 1 Kit Audi 93-69 Volkswagen 93-74</p>	 <p>MT2632 QTY: 1 Kit Mercedes 09-98</p>	 <p>MT2650 QTY: 1 Kit Subaru 04-71</p>